

ENHANCED LIVING FOR YOUR LIFESTYLE





Grand Discover Pavers in Timeless

LANDSCAPE CATALOG

Our Company 4
Distinct Colors & Textures 6
Dimensional Compatibility..... 8
Inspiration Galleries 10

Pavers, Slabs & Permeable

VANTAGE PAVERS® 36
VANTAGE PAVERS® 4x8 38
Grand VANTAGE PAVERS® 40
DISCOVER PAVERS® 42
Grand DISCOVER PAVERS® 46
Grand XL DISCOVER PAVERS®..... 52
Grand FUSION PAVERSTM..... 56
Grand TRANQUILITY PAVERS® 60
ELEMENTSTM Paving Stones 62
Glow Path TechnologyTM 64
DESTINATION PAVERS®..... 66
INFLUENCE PAVERS®..... 68
ESSENCE® Wood Grain Plank Pavers..... 70
SKYLANDSTM Concrete Deck Pavers 72
H2O PRO® Pavers 74
REJUVENATE™ Permeable Pavers 75

Wall Systems

**Retaining Walls, Freestanding Walls,
Landscaping Units, Columns & Caps**
Tribute® Wall Systems..... 78
Tribute® Smooth Wall Systems..... 80
Tribute® Splitface Wall Systems 82
Unity™ Landscape Units 84
Summit Stone® Landscape Units..... 86
Winston® Straight Retaining Wall System 88
Winston® Tri-Split Retaining Wall System 90
Integrity™ Retaining Wall System..... 92
County Block® Retaining Wall System..... 94
Rib Rock™ Landscape Block..... 96
MagnumStone Retaining Wall System 98
Wall & Pillar Caps..... 100

Coping

PRESTIGE™ Coping Pavers..... 104
Demi PRESTIGE™ Coping Pavers 106
Grand CREST™ Bullnose Pavers..... 108

Step Units

Passageways® Step Units..... 112
Landscape Step Units 114
Oversize Landscape Step Units 116


Fire Pit Kits & Lighting

Tribute® Smooth Landscape Units
Square Fire Pit Kits..... 120
Unity™ Landscape Units
Square Fire Pit Kits..... 120
Summit Stone® Landscape Units
Square Fire Pit Kits..... 121
Summit Stone® Landscape Units
Circle Fire Pit Kits..... 122
Fire Pit Caps..... 123
Alliance Outdoor Lighting Products..... 124

Additional Resources

Warranty Information 126
Care & Maintenance 128
Index 130

countymaterials.com (800) 242-7733 info@countymaterials.com



SCAN
for full product offerings





County Materials' time-tested landscape products help landscaping professionals and homeowners create the designs of their dreams.

County Materials was founded on the principles of working hard, taking pride in results, and building relationships, and these principles continue to drive our success. Our experienced and knowledgeable sales representatives are always willing to go the extra mile to ensure the satisfaction of our valued customers, whether that means answering questions, providing product samples, or offering creative solutions to overcome project challenges.

Our diverse product offerings are all made right here in America by our experienced and talented team. We draw inspiration from nature, developing rich colors and refined surface textures that withstand the effects of time and weather.

We have more than 75 years of experience creating long-lasting concrete landscape products

that are used and loved by families across the country. As a third-generation American-owned family business, we are inspired to help our customers create warm and inviting gathering spaces that bring people together.

Discover the potential of your outdoor living and gathering spaces with County Materials' concrete landscape products.

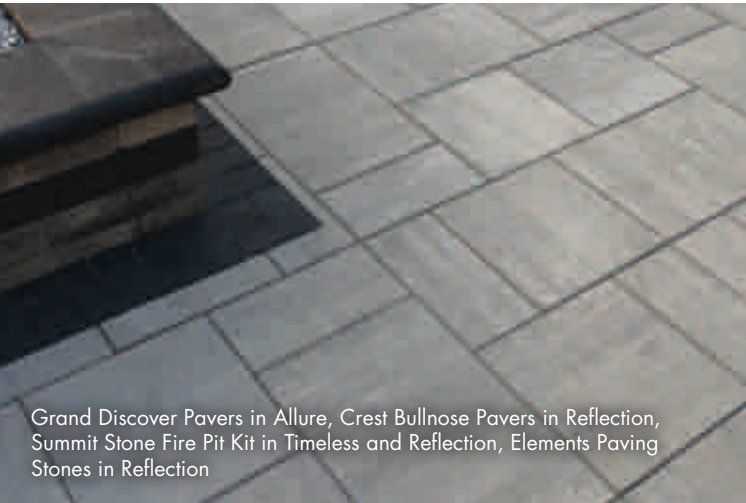
We're continuously building
a company that hardworking people
are proud to work for, live near,
and do business with **Since 1946.**

Tim Sonnentag
OWNER, COUNTY MATERIALS CORPORATION



**Proud to be American
based and American made.**

DISTINCT COLORS & TEXTURES



Grand Discover Pavers in Allure, Crest Bullnose Pavers in Reflection, Summit Stone Fire Pit Kit in Timeless and Reflection, Elements Paving Stones in Reflection

We concentrate the purest color pigments, finest aggregates, and densest concrete mix in the surface layer of each paving stone, where it is visible and matters most.


The refined surface of our pavers features a permanent, integrally blended layer of high-strength concrete mix. It's the perfect combination of vibrant color pigments and solid surface materials for rich, long-lasting colors. Inspired by elements found in nature, we developed a color palette and texture options that exemplify bold and subtle expressions of mood and feeling. **Our pavers create an ambiance that encourages lingering outdoors, creating memories, and sharing time with loved ones.**

We craft inspiring, time-tested products with colors and textures that conjure memorable feelings and experiences. When we developed our distinctive color palette, we chose color names that evoke emotion. Giving a name to a powerful colorway visualizes feelings and helps bring dreams to life. **Colors are tools of perception. Used in design and art to conjure positive emotions and memories, color communicates in strong, irreplaceable ways.**


Paver Colors

Colors shown may vary from actual hues.


SOLID




Vision
Clean, effortless white shade. Bright, light, and inspiring.



Beckon
A fawn brown with alluring golden highlights that emulate a fire's warmth on a chilly night.




Dream
A fantasy blending of gray and beige, this greige color creates a base for beautiful landscape design.




Reflection
Moody, charcoal color eliciting the calm and introspection of peering into a deep, dark lake at night.


BLENDED




Intention
Gorgeous light dove gray evoking a lofty feeling of ambition.




Allure
A captivating cloud gray for a serene space.




Majestic
Incredible slate gray, conjuring the majestic feeling when gazing toward a towering mountain peak.




Exalt
A time-honored cool shade of blue-gray used throughout history in classic designs.




Enlighten
A warm, illuminating blend of earth brown and taupe that is inspired by the natural world.



Timeless
A classic option inspired by smoky gray clouds and worn cobblestones.



Serenity
This calming rose-gray mirrors the brushstroke of colors that wash the sky during a summer sunset.



Pride
A timeless leather brown for a distinguished and dignified space.

The color photos shown in this catalog were prepared with careful attention to accuracy. However, colors shown may vary from actual hues and should only be used as a guide. Refer to actual product samples for final color selection. Because concrete units are manufactured with high quality, naturally-mined aggregates and materials, variations in color or shading should be expected in products that are manufactured at different times and in units having different shapes. This color or shading variation is acceptable in the industry.

Retaining Wall Colors
Smooth

Colors shown may vary from actual hues.

SOLID



VISION BECKON REFLECTION

BLENDED



ALLURE ENLIGHTEN TIMELESS MAJESTIC

Splitface

Colors shown may vary from actual hues.

SOLID



VISION GRAY BUFF OCTOBER OAK

BLENDED



SILVERTONE GRAPHITE HUSH



SWISS MOCHA CANYON BROWN TIMELESS

Textures

PAVERS



VANTAGE TRANQUILITY DISCOVER



FUSION DESTINATION ESSENCE

CAPS, COPING & RETAINING WALL



SMOOTH SPLITFACE BURNISHED

SPECIAL ORDER FINISHES



SHOTBLAST BARREL TUMBLED RUSTIC

DIMENSIONAL COMPATIBILITY

INTENTIONAL
& INSPIRING

Dimensional Design

Our series of dimensionally compatible pavers are designed to help hardscape professionals and homeowners achieve their desired look and feel when using several colors, sizes, and textures in a single design. By manufacturing these pavers in four-inch increments, installation efficiencies and aesthetics are maximized. Below are design inspirations from the following compatible paver families: Discover Pavers, Grand Discover Paver, Vantage Pavers, Grand Vantage Pavers, Grand Fusion Pavers, and Elements 4x8s & 8x16s.



Intentionality

Details matter – that’s why we designed a comprehensive collection of landscape products to help build custom, comfortable, time-tested outdoor spaces.

Our intention is to offer desirable pavers, patio stones, retaining walls, step units, and related accessories that invoke our customers to gather with their friends and family and make memories in inspiring outdoor living spaces.

Inspiring Results

We are passionate about making products that bring people together. Our team understands how these spaces are really used, from the welcoming familiarity of your patio as you celebrate special occasions with friends to the cozy, magnetic warmth of your outdoor fireplace that draws in your family on cool late summer evening.



Prestige Coping Pavers in Sea Salt, Elements Paving Stones (4x8) with Glow Path Technology in Vision, Discover Pavers in Timeless, Tribute Splitface in Timeless, Elements Paving Stones (8x16) in Vision & Reflection, Grand Discover in Timeless, Wetcast Caps in Vision, Destination Pavers in Exalt, Summit Stone Landscape Units in Timeless

Outdoor living spaces are particularly sentimental areas of the home. They are destinations for small moments that build lasting memories. Ultimately, that’s what motivates our team. That’s why we show up every day to ensure that each product is made with care and precision, so our customers can continue to gather, play, entertain, and relax in irresistible spaces.

We know that at the end of a long day, when you’re enjoying your outdoor space, you may not remember the specific color or product

you selected, but we hope your experience working with County Materials and our landscape products is as impactful and meaningful as possible.

Trusted Experience

With 75 years of experience, the County Materials team crafts long-lasting concrete landscape products that are used and loved by families across the country. Over the decades, we have remained consistent in our attention to detail, craftsmanship, and care.



Vision Reflection



Vision Allure Reflection



Intention Majestic Reflection



Intention Exalt Reflection




Vision Intention



Vision Enlighten Beckon



Vision Timeless Reflection



Majestic Serenity Reflection

The color photos shown in this catalog were prepared with careful attention to accuracy. However, colors shown may vary from actual hues and should only be used as a guide. Refer to actual product samples for final color selection. Because concrete units are manufactured with high quality, naturally-mined aggregates and materials, variations in color or shading should be expected in products that are manufactured at different times and in units having different shapes. This color or shading variation is acceptable in the industry.



INSPIRATION

galleries



SHORELINE ESCAPE

Create a beach vacation in your backyard

Grand Discover Pavers in Allure,
Elements Paving Stones (4x8) in Vision

Atmosphere of Tranquility

The pool deck exudes an atmosphere of tranquility as the soft glow of evening gently illuminates across the Grand Discover Pavers in the color Allure and Elements Paving Stones in the color Vision. With the gentle rustling of grasses in the background and the serene ripple of water, it becomes the perfect space for unwinding in the evening.



Elements Paving Stones (4x8) in Vision, Tribute Smooth in Vision

Poolside Seating

Cleverly designed pool side bench for seating created between two storage houses. Tribute Smooth Retaining Wall and Elements Paving Stones in Vision create a soft sandy look.

PRODUCTS

Grand Discover Pavers®, Elements™ Paving Stones (4x8), and Tribute® Smooth Retaining Wall System

COLORS

Allure and Vision

LOCATION

Minnesota

EXPLORE

Project Profile
countymaterials.com



Grand Discover Pavers in Allure



Grand Discover Pavers in Allure



Grand Discover Pavers in Timeless



Grand Discover Pavers in Vision and Timeless



Grand Discover Pavers in Timeless,
Elements Paving Stones (4x8) in Vision and Timeless

Meticulously Crafted

This driveway is adorned with an intricate compass design meticulously crafted into the pavers, offering a captivating focal point that welcomes visitors with its timeless elegance. As you approach the house, the compass design beautifully blends both form and function, guiding you gracefully toward the entrance while adding a touch of artistic charm to the property.

PRODUCTS

Grand Discover Pavers®
and Elements™ Paving Stones (4x8)

COLORS

Timeless and Vision

LOCATION

Illinois



Dimensionally
Compatible



Genesis
Face-Mix

EXPLORE

Project Profile
countymaterials.com



CAPTIVATING DRIVE

Blend form with function in an attention-grabbing driveway

Grand Discover Pavers in Timeless,
Elements Paving Stones (4x8) in Vision and Timeless



Grand Discover Pavers in Enlighten

LEGACY DRIVE

Personalized Durability

Grand Discover Pavers in Enlighten and Elements Paving Stones in the color Reflection were chosen for their aesthetic appeal and functionality, as their design and durable construction not only enhance the overall look but also ensure long-lasting durability for years to come.



Grand Discover Pavers in Enlighten, Elements Paving Stones (4x8) in Reflection



Grand Discover Pavers in Enlighten, Elements Paving Stones (4x8) in Reflection

PRODUCTS

Grand Discover Pavers® and Elements™ Paving Stones (4x8)

COLORS

Enlighten and Reflection

LOCATION

Illinois



Dimensionally Compatible



Genesis Face-Mix

EXPLORE

Project Profile
countymaterials.com



Grand Discover Pavers in Enlighten, Elements Paving Stones (4x8) in Reflection



Grand Discover Pavers in Enlighten, Elements Paving Stones (4x8) in Reflection

Aspect Ratop Disclaimer: County Materials unit pavers "slab(s)" do not meet aspect ratio for vehicular application, as defined by CMHA standards. It is the responsibility and discretion of Buyer, Owner, Contractor, Architect, or Engineer to determine whether these unit pavers "slab(s)" are suitable for the specific project. County Materials recommends consulting with a qualified professional to assess the suitability for the project. County Materials Corporation accepts no responsibility or liability for the use of unit paver "slab(s)" in a vehicular application.



Discover Pavers in Majestic,
Elements Paving Stones (4x8) in Vision

SUBURBAN DRIVE




EXPLORE
Project Profile
countymaterials.com



Sophisticated Entrance

Discover Pavers and Elements Paving Stones (4x8) are versatile pavers beautifully designed to enhance the look of your driveway.





Grand Discover Pavers in Allure



Grand Discover Pavers in Allure, Crest Bullnose Pavers in Vision, Elements Paving Stones (4x8) in Reflection

SOCIALITE

Elegant Occasion

Transform your outdoor space into a stunning patio and dining area, complete with an inviting lounge using Grand Discover Pavers in Allure and Elements Paving Stones in Reflection. The addition of a well-designed bar constructed with Tribute Smooth Retaining Wall units in Vision and Reflection with comfortable seating elevates the ambiance, creating the perfect setting for outdoor gatherings and relaxation. Soften the edge of any patio with the rounded edge of our Crest Bullnose Pavers, featured in Vision.

PRODUCTS

Grand Discover Pavers®, Tribute® Smooth Wall Systems, Elements™ Paving Stones (4x8), and Crest Bullnose Pavers

COLORS

Allure, Vision, and Reflection

LOCATION

Illinois



Grand Discover Pavers in Allure, Crest Bullnose Pavers in Vision, Elements Paving Stones (4x8) in Reflection, Tribute Smooth in Vision and Reflection



Grand Discover Pavers in Allure, Elements Paving Stones (4x8) in Reflection



Grand Discover Pavers in Allure, Crest Bullnose Pavers in Vision, Elements Paving Stones (4x8) in Reflection, Tribute Smooth in Vision and Reflection

EXPLORE
Project Profile
countymaterials.com





HERRINGBONE

One of a kind patio

Grand XL Discover Pavers in Vision, Elements Paving Stones (4x8) in Reflection and Vision



Dimensional Pattern

The Elements Paving Stones in Vision placed in a herringbone pattern, accentuated by a contrasting border in Reflection, creates a captivating and timeless design that elevates the entire space. Grand XL Discover in Vision blankets the outside of the paver border.

PRODUCTS

Grand XL Discover Pavers®, Destination Pavers®, and Elements™ Paving Stones (4x8)

COLORS

Vision and Reflection

LOCATION

Wisconsin



EXPLORE


Project Profile
countymaterials.com



Sunset and summer patios

The Sunset Patio project features a stylish herringbone-patterned stairway made of Elements Paving Stones in Enlighten with Prestige Coping Pavers in Quiet Beach for step treads. The patio centers around a captivating fire pit in Summit Stone Tumbled in Vision with a Reflection cap. In the rectangular area, Discover Pavers in Enlighten are used, and in the circular section, Grand Vantage in Enlighten creates an inviting atmosphere. A border of Elements Paving Stones in Vision and Beckon complements the design.

The Summer Patio provides a cool retreat from the summer heat in the side yard. It's designed with Grand Vantage in Enlighten and Elements Paving Stones in Vision and Beckon, creating a beautiful and serene space.



Summit Stone Tumbled Fire Pit Kit in Vision, Fire Pit Cap in Reflection, Discover Pavers in Enlighten



Grand Vantage Pavers in Enlighten, Elements Paving Stones (4x8) in Beckon and Vision



Discover Pavers in Enlighten, Grand Vantage Pavers in Enlighten, Elements Paving Stones (4x8) in Beckon, Enlighten & Vision, Summit Stone Tumbled Fire Pit Kit in Vision, Fire Pit Cap in Reflection, Prestige Coping Pavers in Quiet Beach

PRODUCTS

Summit Stone® Fire Pit Kit with Cap, Prestige™ Coping Pavers, Grand Vantage Pavers®, Discover Pavers®, and Elements™ Paving Stones (4x8)

COLORS

Enlighten, Quiet Beach, Beckon, and Vision

LOCATION

Wisconsin



Dimensionally
Compatible



Genesis
Face-Mix

EXPLORE

Project Profile
countymaterials.com



MOUNTAIN VIEW

Cozy Patio



Discover Pavers in Enlighten, Grand Vantage Pavers in Enlighten, Elements Paving Stones (4x8) in Beckon and Vision, Summit Stone Tumbled Fire Pit Kit in Vision, Fire Pit Cap in Reflection



LAKE BREEZE

Ignite connection and memories

Grand Discover Pavers in Timeless



Discover Pavers in Timeless, Grand Discover in Timeless, Elements Paving Stones (8x16) in Vision & Reflection, Elements Paving Stones (4x8) with Glow Path Technology in Vision, Prestige Coping Pavers in Sea Salt, Tribute Splitface in Timeless, Destination Pavers in Exalt

PRODUCTS

Summit Stone® Landscape Units, Prestige™ Coping Pavers, Destination Pavers® and Elements™ Paving Stones with Glow Path Technology, Discover Pavers, Grand Discover Pavers, Tribute Splitface

COLORS

Timeless, Vision, Reflection, Exalt, and Sea Salt

LOCATION

Minnesota




Contentment and Charm

From the bar area through the dining area and to the seating area all feature Grand Discover Pavers in Timeless and bordered by Elements Paving Stones (8x16) in Vision and Reflection. The patio surrounding the fire feature is in Destination Pavers in Reflection, bordered by Discover in Timeless and Elements Paving Stones (4x8) with Glow Path Technology in Vision. These pavers were chosen for their aesthetic appeal and functionality. The pavers' design and durable construction enhances this backyard and ensures lasting durability.



Grand Discover Pavers in Timeless, Summit Stone Landscape Units in Timeless



Grand Discover Pavers in Timeless, Elements Paving Stones (4x8) in Vision with Glow Path Technology, Elements Paving Stones (8x16) in Vision & Reflection, Prestige Coping Pavers in Sea Salt, Destination Pavers in Exalt, Summit Stone Landscape Units in Timeless, Wetcast Cap in Vision




Grand Discover Pavers in Timeless, Elements Paving Stones (4x8) in Vision with Glow Path Technology, Elements Paving Stones (8x16) in Vision & Reflection, Prestige Coping Pavers in Sea Salt, Destination Pavers in Exalt, Summit Stone Landscape Units in Timeless, Wetcast Cap in Vision

EXPLORE

Project Profile
countymaterials.com





Grand XL Discover Pavers in Enlighten, Elements Paving Stones (4x8) in Vision, Crest Bullnose Pavers in Vision



Grand XL Discover Pavers in Enlighten, Elements Paving Stones (4x8) in Vision, Summit Stone Landscaping Units in Enlighten & Vision, Wetcast Cap in Vision

PRODUCTS

Grand XL Discover® Pavers, Summit Stone® Landscape Units, Crest™ Bullnose Pavers, Elements™ Paving Stones (4x8), Wetcast Caps, Summit Stone® Fire Pit Kit with Cap

COLORS

Enlighten and Vision

LOCATION

Minnesota

EXPLORE

Project Profile
countymaterials.com



Dimensionally
Compatible

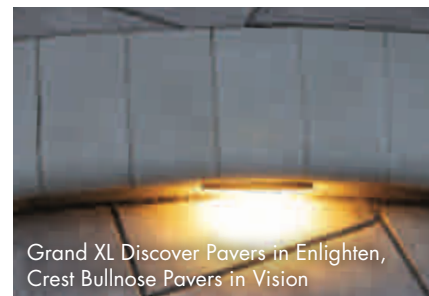


Genesis
Face-Mix



A play on linear design

Grand XL Discover Pavers in Enlighten were chosen for the rectangular and circular patio areas, while Crest Bullnose Pavers were used for the entrance steps and the tread stepping down to the fire pit area. The fire pit was constructed using the Summit Stone Fire Pit Kit in Enlighten with cap in Vision. The walls and columns were built with Summit Stone Landscaping Units in Enlighten and Vision, featuring Wetcast and Summit Stone Caps in Vision. These products were carefully selected to ensure a timeless and cohesive design.



Grand XL Discover Pavers in Enlighten, Crest Bullnose Pavers in Vision



Grand XL Discover Pavers in Enlighten, Crest Bullnose Pavers in Vision

GEOMETRIC APPEAL

A space for gathering



Grand XL Discover Pavers in Enlighten, Elements Paving Stones (4x8) in Vision, Crest Bullnose Pavers in Vision, Summit Stone Fire Pit Kit in Enlighten with Cap in Vision



ARCADIAN SUNDECK

Pavers designed to connect spaces

Grand XL Discover Pavers in Vision



Discover Pavers in Vision

Stunning Outdoor

This project exemplifies a flawless blend of dimensionally compatible product lines: Discover Pavers and Grand XL Discover Pavers, all elegantly matching in Vision. Their impeccable dimensional and aesthetic alignment weaves a seamless tapestry across the entire project.

PRODUCTS


Discover Pavers®, Grand XL Discover Pavers®

COLOR

Vision


LOCATION

Michigan



EXPLORE

Project Profile
countymaterials.com



Grand Discover in Vision
and Grand XL Discover
Pavers in Vision



Grand XL Discover Pavers in Vision



Discover Pavers in Vision

PAVERS, SLABS & PERMEABLE

- | | | | |
|----|---------------------------|----|----------------------------------|
| 36 | VANTAGE PAVERS® | 62 | ELEMENTS™ Paving Stones |
| 38 | VANTAGE PAVERS® 4x8 | 64 | Glow Path Technology™ |
| 40 | Grand VANTAGE PAVERS® | 66 | DESTINATION PAVERS® |
| 42 | DISCOVER PAVERS® | 68 | INFLUENCE PAVERS® |
| 46 | Grand DISCOVER PAVERS® | 70 | ESSENCE® Wood Grain Plank Pavers |
| 52 | Grand XL DISCOVER PAVERS® | 72 | SKYLANDS™ Concrete Deck Pavers |
| 56 | Grand FUSION PAVERS™ | 74 | H ₂ O PRO® Pavers |
| 60 | Grand TRANQUILITY PAVERS® | 75 | REJUVENATE™ Permeable Pavers |

What are DIMENSIONALLY COMPATIBLE PAVERS?

Our dimensionally compatible family of pavers are series of pavers manufactured in four-inch increments allowing them to integrate together effortlessly.

Offering Limitless Design Potential

County Materials designed a series of dimensionally compatible pavers to help hardscape professionals and homeowners achieve their desired look and feel when using several colors, sizes, and textures in a single design. By manufacturing these pavers in four-inch increments, installation efficiencies and aesthetics are maximized.

When browsing, look for this icon for Dimensionally Compatible products.



Dimensionally
Compatible

GENESIS

FACE-MIX, what is it?

County Materials invests in Genesis Face-Mix Technology™ to manufacture beautifully designed pavers and slabs that are backed by the strength and longevity of quality concrete. Our manufacturing process integrally bonds face-mix to the base of each unit, resulting in products that are a step up from contractor-grade quality, offering

exceptional durability, lasting color performance, and captivating surface textures.

Our high-density pavers and slabs are manufactured to meet industry standards for strength and absorption. They stand up to the effects of time, weathering from Mother Nature, and frequent use in everyday life.


When browsing, look for this icon for Genesis Face-Mix Technology products.



Genesis
Face-Mix

Fine aggregates and dense concrete mix provide a smooth, refined surface.

Pure color pigments and fine aggregates are blended on the surface, providing vibrant, rich, and long-lasting color.



Proprietary face-mix integrally bonded to the base, offering exceptional durability and aesthetic design.

Base concrete mix features larger aggregates for high-compressive strength.

County Materials' pavers and slabs are backed by our customer warranty.

DISCOVER
more about this product



VANTAGE

VANTAGE PAVERS® feature a striking surface texture that evokes subtle sophistication. These traditional-sized pavers are manufactured as three-piece modules and can be used alone or melded with compatible pavers to create one-of-a-kind installations.



Colors

Colors shown may vary from actual hues.

SOLID



REFLECTION


BLENDED




INTENTION



ENLIGHTEN




TIMELESS



ALLURE



MAJESTIC



EXALT

Sizes and Dimensions

EACH PALLET LAYER INCLUDES ALL SIZES.

4 × 8 IN
2 ³/₄ HEIGHT



8 × 8 IN
2 ³/₄ HEIGHT



8 × 12 IN
2 ³/₄ HEIGHT



Grand Discover Pavers in Exalt, Vantage Pavers in Reflection, Discover Pavers in Majestic



Vantage Pavers in Intention




Vantage Pavers in Majestic, Elements Paving Stones (4x8) in Reflection, Crest Bullnose Pavers in Vision

The color photos shown in this catalog were prepared with careful attention to accuracy. However, colors shown may vary from actual hues and should only be used as a guide. Refer to actual product samples for final color selection. Because concrete units are manufactured with high quality, naturally-mined aggregates and materials, variations in color or shading should be expected in products that are manufactured at different times and in units having different shapes. This color or shading variation is acceptable in the industry.

PRODUCTS | PAVERS

VANTAGE 4X8

VANTAGE PAVERS® 4x8 (NEW) featuring the same surface texture as the Vantage Paver family, this border pieces can be used alone or melded with compatible pavers. This border compliments both smooth and textured paver fields and is a available in our most popular colors.



Dimensions

SOLD ON
INDIVIDUAL PALLETS.

4 x 8 IN
2¾ HEIGHT



Colors

Colors shown may vary from actual hues.

SOLID



VISION




BECKON



REFLECTION

BLENDED



MAJESTIC



TIMELESS

DISCOVER
more about this product



Vantage Pavers (4x8) in Majestic,
Elements Paving Stones (8x16) in Vision,
Grand Fusion in Vision



Vantage Pavers (4x8) in Reflection,
Elements Paving Stones (4x8) in Vision,
Grand Discover Pavers in Exalt



Vantage Pavers (4x8) in Reflection,
Discover Pavers in Enlighten, Grand Discover
Pavers in Enlighten



Vantage Pavers (4x8) in Reflection,
Elements Paving Stones (4x8) in Beckon,
Discover Pavers in Timeless, Grand
Discover Pavers in Timeless

The color photos shown in this catalog were prepared with careful attention to accuracy. However, colors shown may vary from actual hues and should only be used as a guide. Refer to actual product samples for final color selection. Because concrete units are manufactured with high quality, naturally-mined aggregates and materials, variations in color or shading should be expected in products that are manufactured at different times and in units having different shapes. This color or shading variation is acceptable in the industry.

Grand VANTAGE

Grand VANTAGE PAVERS® feature a striking surface texture that evokes subtle sophistication. These larger paving stones are manufactured as three-piece modules and can be used alone or melded with compatible pavers to create one-of-a-kind installations.



DISCOVER
more about this product



Grand Vantage Pavers in Timeless,
Oversize Step Units in Camel



Grand Vantage Pavers in Timeless

Sizes and Dimensions

EACH PALLET LAYER INCLUDES ALL SIZES.

8 × 16 IN
2 ³/₄ HEIGHT



16 × 16 IN
2 ³/₄ HEIGHT



16 × 24 IN
2 ³/₄ HEIGHT



Grand Vantage Pavers in Intention



Grand Vantage Pavers in Intention


Colors

Colors shown may vary from actual hues.

BLENDED



INTENTION



ALLURE



ENLIGHTEN



MAJESTIC



TIMELESS



EXALT

The color photos shown in this catalog were prepared with careful attention to accuracy. However, colors shown may vary from actual hues and should only be used as a guide. Refer to actual product samples for final color selection. Because concrete units are manufactured with high quality, naturally-mined aggregates and materials, variations in color or shading should be expected in products that are manufactured at different times and in units having different shapes. This color or shading variation is acceptable in the industry.


Aspect Ratop Disclaimer: County Materials unit pavers “slab(s)” do not meet aspect ratio for vehicular application, as defined by CMHA standards. It is the responsibility and discretion of Buyer, Owner, Contractor, Architect, or Engineer to determine whether these unit pavers “slab(s)” are suitable for the specific project. County Materials recommends consulting with a qualified professional to assess the suitability for the project. County Materials Corporation accepts no responsibility or liability for the use of unit paver “slab(s)” in a vehicular application.

DISCOVER
more about this product



DISCOVER

DISCOVER PAVERS® offer a smooth, sought-after surface texture in traditional sizes. Manufactured as three-piece module, these pavers can be used alone or melded with compatible pavers to create one-of-a-kind installations.



Colors

Colors shown may vary from actual hues.

SOLID



REFLECTION

BLENDED




INTENTION


ENLIGHTEN

TIMELESS

SERENITY



ALLURE



MAJESTIC



EXALT

Sizes and Dimensions

EACH PALLET LAYER INCLUDES ALL SIZES.


4 x 8 IN
2 3/4" HEIGHT



8 x 8 IN
2 3/4" HEIGHT



8 x 12 IN
2 3/4" HEIGHT



Discover Pavers in Majestic, Elements Paving Stones (4x8) in Vision



Discover Pavers in Majestic, Elements Paving Stones (4x8) in Vision



Discover Pavers in Majestic, Elements Paving Stones (4x8) in Vision, Crest Bullnose Pavers in Vision

The color photos shown in this catalog were prepared with careful attention to accuracy. However, colors shown may vary from actual hues and should only be used as a guide. Refer to actual product samples for final color selection. Because concrete units are manufactured with high quality, naturally-mined aggregates and materials, variations in color or shading should be expected in products that are manufactured at different times and in units having different shapes. This color or shading variation is acceptable in the industry.



Discover Pavers in Majestic, Elements Paving Stones (4x8) in Vision and Reflection, Summit Stone Tumbled Fire Pit Kit in Vision and Majestic

DISCOVER

Relax poolside by day and evening fireside delights

Tranquil Majesty


From the raised patio, tiered stairs lead to the pool deck lounge and circular fire pit area, all featuring Discover Pavers in Majestic framed by Elements Paving Stones in Vision and Majestic. The fire pit, built with Summit Stone Tumbled in Reflection and Majestic, softly glows in the evening, creating a seamless, tranquil space.



Discover Pavers in Majestic, Elements Paving Stones (4x8) in Vision



Discover Pavers in Majestic, Elements Paving Stones (4x8) in Vision and Reflection



Discover Pavers in Majestic, Elements Paving Stones (4x8) in Vision and Reflection, Oversized Step Units in Vision, Summit Stone Fire Pit Kit Tumbled in Vision and Majestic

PRODUCTS

Discover Pavers®, Elements™ Paving Stones (4x8), and Oversize Step Units

COLORS

Majestic, Vision, and Reflection

LOCATION

Wisconsin

EXPLORE

Project Profile
countymaterials.com



Discover Pavers in Majestic, Elements Paving Stones (4x8) in Reflection

Grand DISCOVER


Grand DISCOVER PAVERS® offer a smooth, sought-after surface texture in larger paving stone sizes. Manufactured as a three-piece module, these pavers can be used alone or melded with compatible pavers to create one-of-a-kind installations.



Colors

Colors shown may vary from actual hues.

SOLID



VISION

BLENDED



INTENTION




ENLIGHTEN



TIMELESS



SERENITY



ALLURE



MAJESTIC



EXALT



Grand Discover Pavers in Allure

Sizes and Dimensions

EACH PALLET LAYER INCLUDES ALL SIZES.

8 x 16 IN
2 3/4" HEIGHT



16 x 16 IN
2 3/4" HEIGHT



16 x 24 IN
2 3/4" HEIGHT



Grand Discover Pavers in Allure

The color photos shown in this catalog were prepared with careful attention to accuracy. However, colors shown may vary from actual hues and should only be used as a guide. Refer to actual product samples for final color selection. Because concrete units are manufactured with high quality, naturally-mined aggregates and materials, variations in color or shading should be expected in products that are manufactured at different times and in units having different shapes. This color or shading variation is acceptable in the industry.



Grand Discover Pavers in Allure



Grand Discover Pavers in Allure

Grand DISCOVER

Elevated Elegance: A three-tiered patio

Using Grand Discover Pavers in color Allure, this three-tiered patio seating area, offers a captivating blend of functionality and aesthetics, providing the perfect backdrop for outdoor relaxation and entertainment.

PRODUCTS

Grand Discover Pavers®

COLORS

Allure

LOCATION

Minnesota




Dimensionally
Compatible



Genesis
Face-Mix



Grand Discover Pavers in Allure



Grand Discover Pavers in Allure




Grand Discover Pavers in Allure

EXPLORE

Project Profile
countymaterials.com





Grand Discover Pavers in Majestic,
Elements Paving Stones (4x8) in Reflection



Grand Discover Pavers in Majestic,
Elements Paving Stones (4x8) in Reflection

PRODUCTS

Grand Discover Pavers®
and Elements™ Paving Stones (4x8)

COLORS

Majestic and Reflection

LOCATION

Minnesota



Dimensionally
Compatible



Genesis
Face-Mix



Grand Discover Pavers in Majestic,
Elements Paving Stones (4x8) in Reflection



Garden's Edge: Gathering Spaces

A well-designed pool deck serves as the vital nexus that seamlessly connects a series of outdoor spaces, creating a harmonious and inviting environment. Grand Discover Pavers in Majestic with Elements Paving Stone in Reflection as a border, create intimate gathering spots for friends and family.

EXPLORE

Project Profile
countymaterials.com



Grand Discover Pavers in Majestic,
Elements Paving Stones (4x8) in Reflection



Grand DISCOVER

Create an escape to the countryside



Grand XL DISCOVER


Grand XL DISCOVER PAVERS® offer a smooth, sought-after surface texture in extra-large, long units. These pavers can be used alone or melded with compatible pavers to create one-of-a-kind installations.



Colors


Colors shown may vary from actual hues.

SOLID



VISION

BLENDED



ALLURE



MAJESTIC



ENLIGHTEN



TIMELESS

Dimensions

SOLD ON
INDIVIDUAL PALLETS.

16 x 32 IN
2 3/4" HEIGHT



Grand XL Discover Pavers in Vision



Grand XL Discover Pavers in Enlighten,
Crest Bullnose Pavers in Vision



Grand XL Discover Pavers in Vision,
Elements Paving Stones (4x8) in Reflection

The color photos shown in this catalog were prepared with careful attention to accuracy. However, colors shown may vary from actual hues and should only be used as a guide. Refer to actual product samples for final color selection. Because concrete units are manufactured with high quality, naturally-mined aggregates and materials, variations in color or shading should be expected in products that are manufactured at different times and in units having different shapes. This color or shading variation is acceptable in the industry.

Grand XL DISCOVER

Pavers designed to connect spaces

Grand XL Discover Pavers in Vision,
Elements Paving Stones (4x8) in
Vision, Custom Order Shotblast Finish



Grand XL Discover Pavers in Vision,
Custom Order Shotblast Finish

Luxury Retreat

In this orchestrated symphony of outdoor spaces, the pool deck plays a pivotal role, uniting each element into a cohesive and inviting outdoor retreat. Additionally, the Grand XL Discover Pavers and Elements Paving Stones with a shotblast finish provides a slip resistant pool deck.

PRODUCTS

Grand XL Discover Pavers®
and Elements™ Paving Stones (4x8)

COLORS

Vision, Shotblast Finish

LOCATION

Michigan



EXPLORE


Project Profile
countymaterials.com



Grand XL Discover Pavers in Vision,
Elements Paving Stones (4x8) in Vision,
Custom Order Shotblast Finish




Grand XL Discover Pavers in Vision,
Custom Order Shotblast Finish



Grand XL Discover Pavers in Vision, Elements Paving
Stones (4x8) in Vision, Custom Order Shotblast Finish

Grand FUSION

Grand FUSION PAVERS™ bring a new level of interest and refinement to concrete pavers by combining two distinct textures into one module. Inspired by textures found in the home, Grand Fusion Pavers fuse the aesthetic of a structured surface, with alternating fields that replicate pebbled leather and striated textiles, and the enhanced performance of exterior concrete. Grand Fusion Pavers are larger in size and feature contemporary textures that provide a slip-resistant surface.



Colors

Colors shown may vary from actual hues.

SOLID

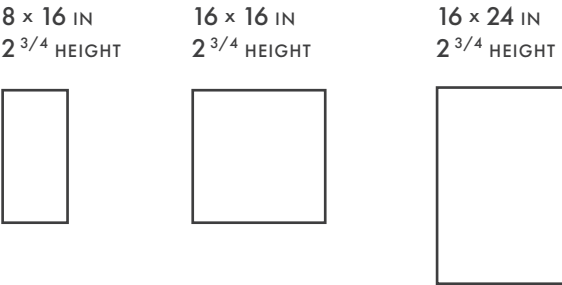


BLEND



Sizes and Dimensions

EACH PALLET LAYER INCLUDES ALL SIZES.



DISCOVER
more about this product



Grand Fusion Pavers in Exalt, Elements Paving Stones (4x8) in Vision and (8x16) in Reflection

Grand Fusion Pavers in Exalt, Elements Paving Stones (4x8) in Vision and Beckon



Grand Fusion Pavers in Intention

The color photos shown in this catalog were prepared with careful attention to accuracy. However, colors shown may vary from actual hues and should only be used as a guide. Refer to actual product samples for final color selection. Because concrete units are manufactured with high quality, naturally-mined aggregates and materials, variations in color or shading should be expected in products that are manufactured at different times and in units having different shapes. This color or shading variation is acceptable in the industry.



Grand Fusion Pavers in Vision, Elements
Paving Stones (4x8) in Vision and Reflection

Grand FUSION

Outdoor Elegance: Slip resistance design

Crafted with Grand Fusion Pavers in Vision, this pool deck, patio, and walkway redefine outdoor living with their distinctive and inviting textures. Grand Fusion Pavers' alluring charm of striated textile pavers, creating an ambiance that's both stylish and tactile. What sets these pavers apart is their remarkable slip-resistant quality, making them the perfect choice for a poolside environment.

PRODUCTS

Grand Fusion Pavers™,
Elements™ Paving Stones (4x8)

COLORS

Vision and Reflection

LOCATION

Wisconsin



Grand Fusion Pavers in Vision,
Elements Paving Stones (4x8) in Vision

EXPLORE

Project Profile
countymaterials.com



Grand Fusion Pavers in Vision

PRODUCTS | PAVERS

DISCOVER
more about this product



Grand TRANQUILITY


Grand TRANQUILITY PAVERS® are created with clean lines for a refined expression of style. Each paver is manufactured to withstand abrasion and high-traffic use and ensure steady footing with their non-slip surface.



Colors

Colors shown may vary from actual hues.

BLENDED



ALLURE



MAJESTIC



ENLIGHTEN



TIMELESS



SERENITY



Grand Tranquility Pavers in Enlighten

Sizes and Dimensions

EACH PALLET LAYER INCLUDES ALL SIZES.

8 × 16 IN
2 3/4" HEIGHT



16 × 16 IN
2 3/4" HEIGHT



16 × 24 IN
2 3/4" HEIGHT



Grand Tranquility Pavers in Timeless


Grand Tranquility Pavers
in Timeless

The color photos shown in this catalog were prepared with careful attention to accuracy. However, colors shown may vary from actual hues and should only be used as a guide. Refer to actual product samples for final color selection. Because concrete units are manufactured with high quality, naturally-mined aggregates and materials, variations in color or shading should be expected in products that are manufactured at different times and in units having different shapes. This color or shading variation is acceptable in the industry.

PRODUCTS | PAVERS

ELEMENTS

ELEMENTS™ Paving Stones offer a clean aesthetic with their smooth surface and slightly chamfered edges. Stones can be used alone or melded with compatible pavers to create one-of-a-kind installations.



Colors

Colors shown may vary from actual hues.

SOLID



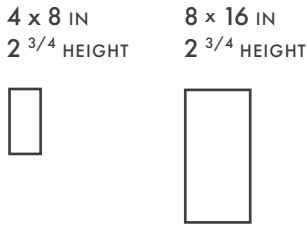
BLENDED



Grand Discover Pavers in Enlighten, Elements Paving Stones (4x8) in Beckon and (8x16) in Vision

Sizes and Dimensions

EACH SIZE IS SOLD ON INDIVIDUAL PALLETS.



DISCOVER
more about this product



Elements Paving Stones (4x8) in Reflection and Vision, Grand Discover Pavers in Timeless



Elements Paving Stones (4x8) in Reflection and Vision, Grand XL Discover Pavers in Vision




Elements Paving Stones (4x8) in Vision and Reflection & (8x16) in Vision, Grand XL Discover Pavers in Vision, Destination Pavers in Exalt

The color photos shown in this catalog were prepared with careful attention to accuracy. However, colors shown may vary from actual hues and should only be used as a guide. Refer to actual product samples for final color selection. Because concrete units are manufactured with high quality, naturally-mined aggregates and materials, variations in color or shading should be expected in products that are manufactured at different times and in units having different shapes. This color or shading variation is acceptable in the industry.



GLOW PATH

Glow Path Technology™ enhances the safety and aesthetics of residential, commercial, and municipal paver applications by providing subtle illumination that lasts up to 8 hours. From creating striking pool deck accents to improving usage of frequently used pathways, the possibilities of luminescent technology are limitless.



Elements Paving Stones (4x8) with Glow Path Technology in Vision and Reflection

Elements™ Paving Stone with Glow Path Technology™

Sizes and Dimensions

EACH SIZE IS SOLD ON INDIVIDUAL PALLETES.


4 x 8 IN
2 3/4 HEIGHT



4 x 8 IN
2 3/8 HEIGHT



24 x 24 IN
2 3/4 HEIGHT



Colors (4x8)

Colors shown may vary from actual hues.

SOLID



VISION



REFLECTION

Colors (24x24)

Colors shown may vary from actual hues.

BLENDED



MAJESTIC

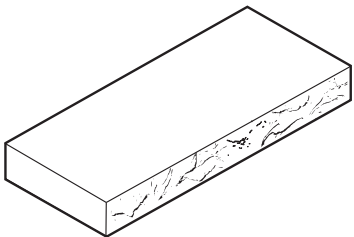


TIMELESS

Passageways Step Dimensions

EACH SIZE IS SOLD ON INDIVIDUAL PALLETES.

20 x 48 IN
6 HEIGHT



Colors (Step)

Colors shown may vary from actual hues.

SOLID



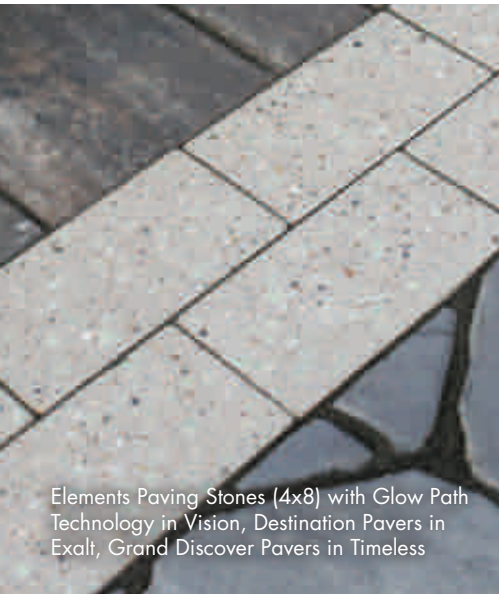
VISION




REFLECTION



Elements Paving Stones (4x8) with Glow Path Technology in Vision, Destination Pavers in Exalt, Grand Discover Pavers in Timeless



Elements Paving Stones (4x8) with Glow Path Technology in Vision, Destination Pavers in Exalt, Grand Discover Pavers in Timeless



Passageway Step Units with Glow Path Technology in Reflection, Tribute Smooth Retaining Wall System in Timeless, Smooth Rectangle Cap in Reflection, Grand Discover Pavers in Timeless, Elements Paving Stones (4x8) in Reflection

The color photos shown in this catalog were prepared with careful attention to accuracy. However, colors shown may vary from actual hues and should only be used as a guide. Refer to actual product samples for final color selection. Because concrete units are manufactured with high quality, naturally-mined aggregates and materials, variations in color or shading should be expected in products that are manufactured at different times and in units having different shapes. This color or shading variation is acceptable in the industry.

DESTINATION

DESTINATION PAVERS® are offered in nine sizes that fit together seamlessly and afford unlimited design freedom. This versatility allows for simple or dramatic combinations that blend well with other paver accents to become the quintessential focal point of any property.



DISCOVER
more about this product

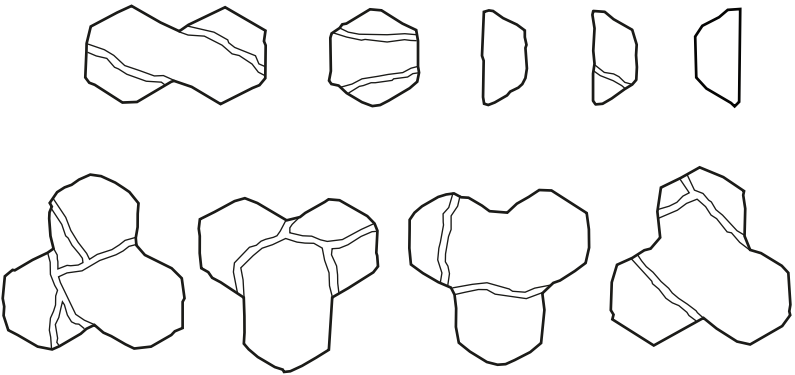


Destination Pavers in Intention

Sizes and Dimensions

EACH PALLET LAYER INCLUDES ALL SIZES.

Depth and Length vary.
2 ³/₄ HEIGHT



Colors

Colors shown may vary from actual hues.

BLENDED



INTENTION



TIMELESS



SERENITY



EXALT



Destination Pavers in Intention, Grand Discover Pavers in Timeless, Elements Paving Stones (4x8) in Reflection, Tribute Smooth Retaining Wall System in Timeless



Destination Pavers in Exalt, Prestige Coping Pavers in Sea Salt

The color photos shown in this catalog were prepared with careful attention to accuracy. However, colors shown may vary from actual hues and should only be used as a guide. Refer to actual product samples for final color selection. Because concrete units are manufactured with high quality, naturally-mined aggregates and materials, variations in color or shading should be expected in products that are manufactured at different times and in units having different shapes. This color or shading variation is acceptable in the industry.

PRODUCTS | PAVERS

INFLUENCE

INFLUENCE PAVERS® feature crisp edges and a clean linear feel. Their five plank-style shapes minimize joint lines and lend themselves to invent interesting patterns using different color and texture combinations.



DISCOVER
more about this product




Influence Pavers in Exalt

Colors

Colors shown may vary from actual hues.

SOLID



VISION



REFLECTION

BLENDED



MAJESTIC

Sizes and Dimensions

EACH PALLET LAYER INCLUDES ALL SIZES.

$5 \frac{3}{4} \times 9 \frac{11}{16}$ IN
 $3 \frac{1}{8}$ HEIGHT




$5 \frac{3}{4} \times 11 \frac{5}{8}$ IN
 $3 \frac{1}{8}$ HEIGHT



$5 \frac{3}{4} \times 13 \frac{5}{8}$ IN
 $3 \frac{1}{8}$ HEIGHT




$5 \frac{3}{4} \times 17 \frac{1}{2}$ IN
 $3 \frac{1}{8}$ HEIGHT




$5 \frac{3}{4} \times 19 \frac{1}{2}$ IN
 $3 \frac{1}{8}$ HEIGHT



Influence Pavers in Majestic



Influence Pavers in Majestic



Influence Pavers in Majestic

The color photos shown in this catalog were prepared with careful attention to accuracy. However, colors shown may vary from actual hues and should only be used as a guide. Refer to actual product samples for final color selection. Because concrete units are manufactured with high quality, naturally-mined aggregates and materials, variations in color or shading should be expected in products that are manufactured at different times and in units having different shapes. This color or shading variation is acceptable in the industry.

Aspect Ratop Disclaimer: County Materials unit pavers "slab(s)" do not meet aspect ratio for vehicular application, as defined by CMHA standards. It is the responsibility and discretion of Buyer, Owner, Contractor, Architect, or Engineer to determine whether these unit pavers "slab(s)" are suitable for the specific project. County Materials recommends consulting with a qualified professional to assess the suitability for the project. County Materials Corporation accepts no responsibility or liability for the use of unit paver "slab(s)" in a vehicular application.

ESSENCE

ESSENCE® Wood Grain Plank Pavers is a special order product, produced in five different plank lengths to facilitate a linear laying pattern to compose a handcrafted effect. Every paver is manufactured with the unmatched durability of concrete with authentic looking grain and textures found in weathered wood.



DISCOVER
more about this product



Colors

Colors shown may vary from actual hues.

BLENDED



TIMELESS



PRIDE



Essence Wood Grain Plank Pavers in Pride, Influence Pavers in Reflection and Vision



Essence Wood Grain Plank Pavers in Pride, Influence Pavers in Reflection and Vision



Essence Wood Grain Plank Pavers in Pride, Influence Pavers in Reflection and Vision

Sizes and Dimensions

EACH PALLET LAYER INCLUDES ALL SIZES.

$5 \frac{3}{4} \times 9 \frac{11}{16}$ IN 3 $\frac{1}{8}$ HEIGHT	$5 \frac{3}{4} \times 11 \frac{5}{8}$ IN 3 $\frac{1}{8}$ HEIGHT	$5 \frac{3}{4} \times 13 \frac{5}{8}$ IN 3 $\frac{1}{8}$ HEIGHT	$5 \frac{3}{4} \times 17 \frac{1}{2}$ IN 3 $\frac{1}{8}$ HEIGHT	$5 \frac{3}{4} \times 19 \frac{1}{2}$ IN 3 $\frac{1}{8}$ HEIGHT



Essence Wood Grain Plank Pavers in Pride, Influence Pavers in Reflection and Vision


The color photos shown in this catalog were prepared with careful attention to accuracy. However, colors shown may vary from actual hues and should only be used as a guide. Refer to actual product samples for final color selection. Because concrete units are manufactured with high quality, naturally-mined aggregates and materials, variations in color or shading should be expected in products that are manufactured at different times and in units having different shapes. This color or shading variation is acceptable in the industry.

SKYLANDS

SKYLANDS™ Concrete Deck Pavers are used to generate inviting outdoor living spaces in areas otherwise unusable. Using pedestals, deck pavers turn pitched or uneven surfaces into useful living areas.




DISCOVER
more about this product



Dimensions

SOLD ON
INDIVIDUAL PALLETS.


23 ¹³/₁₆ x 23 ¹³/₁₆ IN
2 HEIGHT



Colors

Colors shown may vary from actual hues.

SOLID



VISION



DREAM



REFLECTION

BLENDED



TIMELESS



MAJESTIC



Skylands Concrete Deck Pavers in Vision



Skylands Concrete Deck Pavers in Vision

The color photos shown in this catalog were prepared with careful attention to accuracy. However, colors shown may vary from actual hues and should only be used as a guide. Refer to actual product samples for final color selection. Because concrete units are manufactured with high quality, naturally-mined aggregates and materials, variations in color or shading should be expected in products that are manufactured at different times and in units having different shapes. This color or shading variation is acceptable in the industry.

DISCOVER
more about this product



H₂O PRO

H₂O PRO® Pavers (Permeable Paving Units) are an effective storm water management solution on site. Their 3 1/8" (80 mm) thickness withstands heavy low speed vehicular loads, making them a suitable option for driveways, walkways, and parking lots.



Color (4x8)

Colors shown may vary from actual hues.

SOLID

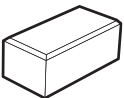


REFLECTION

Dimensions

SOLD ON
INDIVIDUAL PALLETS.

4 x 8 IN
3 1/8" HEIGHT



Colors (All Sizes)

Colors shown may vary from actual hues.

BLENDED



TIMELESS

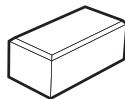


MAJESTIC

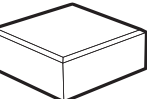
Sizes and Dimensions

SOLD ON INDIVIDUAL PALLETS.

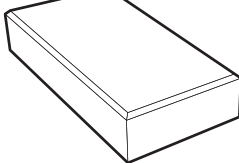
4 x 8 IN
3 1/8" HEIGHT



8 x 8 IN
3 1/8" HEIGHT



8 x 16 IN
3 1/8" HEIGHT



H₂O Pro Pavers in Timeless

REJUVENATE®

REJUVENATE™ Permeable Pavers combine functionality and design. The pavers' uniform shape optimizes installation speed and can be used for herringbone patterns.

DISCOVER
more about this product



Genesis
Face-Mix

Colors

Colors shown may vary from actual hues.

BLENDED



TIMELESS

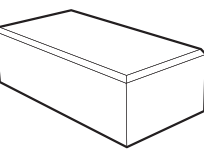


SERENITY

Dimensions

SOLD ON
INDIVIDUAL PALLETS.

5 x 10 IN
3 1/8" HEIGHT



Rejuvenate Permeable Pavers in Timeless



H₂O Pro Pavers in Timeless

Permeable Interlocking Concrete Pavers

Permeable pavers are increasingly gaining the attention of media, builders, and property owners alike because of growing efforts to effectively manage storm water in municipalities and watershed districts across the country.



CONCRETE
**MASONRY &
HARDSCAPES**
ASSOCIATION

Refer to the Interlocking Concrete Pavement Institute's Guide Specification for additional information on Permeable Interlocking Concrete Pavers.

The color photos shown in this catalog were prepared with careful attention to accuracy. However, colors shown may vary from actual hues and should only be used as a guide. Refer to actual product samples for final color selection. Because concrete units are manufactured with high quality, naturally-mined aggregates and materials, variations in color or shading should be expected in products that are manufactured at different times and in units having different shapes. This color or shading variation is acceptable in the industry.

H₂O Pro® Pavers and Rejuvenate™ Permeable Pavers

Permeable concrete pavers are designed to direct storm water through paver joints, directly into the ground. These paver systems can help improve water quality by capturing contaminants and suspended solids typically found in storm water and filtering them through layers of aggregates. Permeable pavers help maximize land use, as they can replace traditional retention and detention ponds.



Rejuvenate Permeable Pavers in Timeless

WALL SYSTEMS

Wall Systems, Freestanding,
Retaining Walls, Accents, Columns & Caps

78 Tribute® Wall Systems

80 Tribute® Smooth Wall Systems

82 Tribute® Splitface Wall Systems

84 Unity™ Landscape Units

86 Summit Stone® Landscape Units

88 Winston® Straight Retaining Wall System

90 Winston® Tri-Split Retaining Wall System

92 Integrity™ Retaining Wall System

94 County Block® Retaining Wall System

96 Rib Rock™ Landscape Block

98 MagnumStone Retaining Wall System

100 Wall & Pillar Caps

Tribute Smooth Retaining Wall System in Timeless,
Smooth Rectangle Caps in Reflection

TRIBUTE WALL SYSTEMS

Tribute® Wall Systems are versatile and showcase robust blocks with multiple pin grooves on their top surfaces, offering an array of possibilities for both retaining and freestanding walls. These units possess a unique flexibility, as they can be split on-site, enabling the construction of elegant pillars and captivating wall accents. With matching caps and corner pieces, these systems are ideal for crafting functional seating walls in gathering spaces, sturdy retaining walls and add a touch of refinement to walkway columns and various other creative landscape elements.



Tribute Smooth Retaining Wall in Timeless, Smooth Rectangle Caps in Reflection, Grand Discover Pavers in Timeless, Elements Paving Stones (4x8) in Reflection and Vision



Tribute Smooth Corner / Column Units in Timeless, Smooth Rectangle Caps in Reflection, Grand Discover Pavers in Timeless, Elements Paving Stones (4x8) in Reflection and Vision, Passageway Step Units in Reflection, Wetcast Caps in Reflection



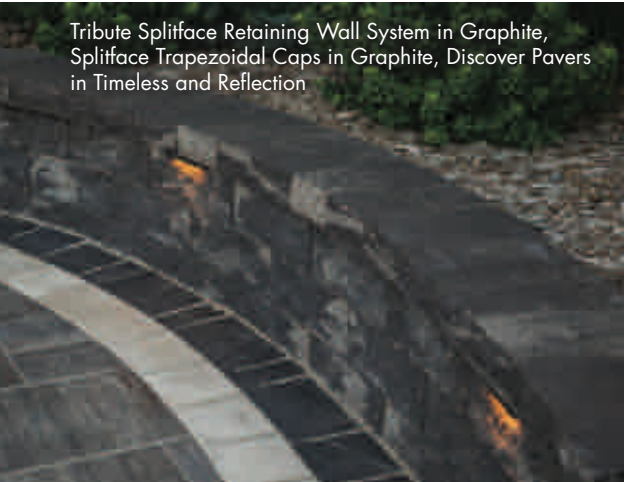
Tribute Smooth Retaining Wall in Timeless, Smooth Rectangle Caps in Reflection, Grand Discover Pavers in Timeless, Elements Paving Stones (4x8) in Reflection and Vision, Passageway Step Units in Reflection



Tribute Splitface Retaining Wall System in Graphite, Splitface Trapezoidal Caps in Graphite, Discover Pavers in Timeless and Reflection



Tribute Splitface Retaining Wall System in Graphite, Splitface Trapezoidal Caps in Graphite, Discover Pavers in Timeless and Reflection



Tribute Splitface Retaining Wall System in Graphite, Splitface Trapezoidal Caps in Graphite, Discover Pavers in Timeless and Reflection

The color photos shown in this catalog were prepared with careful attention to accuracy. However, colors shown may vary from actual hues and should only be used as a guide. Refer to actual product samples for final color selection. Because concrete units are manufactured with high quality, naturally-mined aggregates and materials, variations in color or shading should be expected in products that are manufactured at different times and in units having different shapes. This color or shading variation is acceptable in the industry.

TRIBUTE SMOOTH

Tribute® Smooth Wall Systems offer a clean aesthetic. Featuring solid blocks multiple pin grooves on the top surface, these units allow a combination of retaining and freestanding wall options. Tribute Smooth units can be efficiently split in half in the field to construct pillars and wall accents.


Colors

Colors shown may vary from actual hues.

SOLID



VISION



REFLECTION

BLENDED




ALLURE



MAJESTIC



ENLIGHTEN



TIMELESS

DISCOVER
more about this product



Grand Discover Pavers in Allure, Elements
Paving Stones (4x8) in Reflection, Tribute Smooth
Retaining Wall in Vision and Reflection

The color photos shown in this catalog were prepared with careful attention to accuracy. However, colors shown may vary from actual hues and should only be used as a guide. Refer to actual product samples for final color selection. Because concrete units are manufactured with high quality, naturally-mined aggregates and materials, variations in color or shading should be expected in products that are manufactured at different times and in units having different shapes. This color or shading variation is acceptable in the industry.



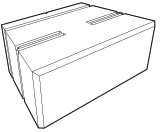
Grand Discover Pavers in Allure, Elements
Paving Stones (4x8) in Reflection, Tribute Smooth
Retaining Wall in Vision and Reflection



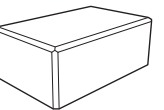
Grand Discover Pavers in Allure, Elements
Paving Stones (4x8) in Reflection, Tribute Smooth
Retaining Wall in Vision and Reflection

Sizes and Dimensions

Full Unit
(Front & back finish)
10 1/8 x 16 IN
6 HEIGHT



Corner / Column Unit
(4 sides finish)
10 1/8 x 15 5/8 IN
6 HEIGHT



Compatible Caps
on page 100

TRIBUTE SPLITFACE

Tribute® Splitface Wall Systems features solid blocks with multiple pin grooves on the top surface that allow a combination of retaining and freestanding wall options.



Colors

Colors shown may vary from actual hues.

SOLID



VISION



GRAY*



BUFF




OCTOBER OAK

BLENDED



SILVERTONE*



GRAPHITE*



SWISS MOCHA*



CANYON BROWN*



TIMELESS

* Pricing may vary regionally.

DISCOVER
more about this product

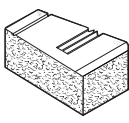


Sizes and Dimensions

Full Unit
(Front finish)
12 × 16 IN
6 HEIGHT



Corner
(Front and corner finish)
8 × 12 IN
6 HEIGHT



Compatible Caps
on page 100

The color photos shown in this catalog were prepared with careful attention to accuracy. However, colors shown may vary from actual hues and should only be used as a guide. Refer to actual product samples for final color selection. Because concrete units are manufactured with high quality, naturally-mined aggregates and materials, variations in color or shading should be expected in products that are manufactured at different times and in units having different shapes. This color or shading variation is acceptable in the industry.

PRODUCTS | FREESTANDING

UNITY

Unity™ Landscape Units offer a smooth linear aesthetic and are ideal for constructing custom outdoor living features, including fireplaces, kitchens, built-in grills, seat walls, pillars, and more.

Colors

Colors shown may vary from actual hues.

SOLID




VISION



REFLECTION

BLENDED



ALLURE



MAJESTIC



ENLIGHTEN



TIMELESS



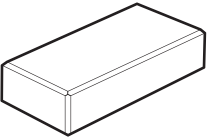
Unity Landscape Units in Timeless, Prestige Coping Pavers in Sea Salt, Wet Cast Column Cap in Vision



Unity Landscape Units in Timeless, Prestige Coping Pavers in Sea Salt

Dimensions

Rectangular
(All sides finish)
9 x 18 IN
4 HEIGHT



Compatible Caps on page 100

DISCOVER
more about this product



Unity Landscape Units in Timeless, Prestige Coping Pavers in Sea Salt, Wet Cast Column Cap in Vision

The color photos shown in this catalog were prepared with careful attention to accuracy. However, colors shown may vary from actual hues and should only be used as a guide. Refer to actual product samples for final color selection. Because concrete units are manufactured with high quality, naturally-mined aggregates and materials, variations in color or shading should be expected in products that are manufactured at different times and in units having different shapes. This color or shading variation is acceptable in the industry.

DISCOVER
more about this product



SUMMIT STONE

Summit Stone® Landscape Units' dimensional shape and multiple unit sizes make them ideal for constructing custom outdoor living features, including fireplaces, kitchens, built-in grills, seat walls, pillars, and more.

Colors

Colors shown may vary from actual hues.


SMOOTH - SOLID



VISION



BECKON



REFLECTION

SMOOTH - BLENDED



ENLIGHTEN




TIMELESS



MAJESTIC

TUMBLED - SOLID



VISION



REFLECTION



TIMELESS



MAJESTIC

TUMBLED - BLENDED

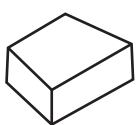
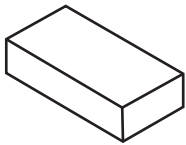
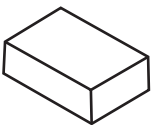
TUMBLED ALSO,
AVAILABLE
IN BECKON &
TIMELESS

Sizes and Dimensions

Medium
7 1/4 x 10 7/8 IN
3 5/8 HEIGHT

Large
7 1/4 x 14 1/2 IN
3 5/8 HEIGHT

Tapered
7 1/4 x 9 7/8 IN
3 5/8 HEIGHT



Compatible Caps on page 100



Summit Stone Landscaping Units in Timeless and Beckon, Grand Discover in Timeless, Elements Paving Stone in Beckon



Summit Stone Landscaping Units in Timeless, Grand Discover in Timeless



Summit Stone Landscaping Units in Enlighten and Vision, Wetcast Cap in Vision



Summit Stone Landscaping Units in Enlighten and Vision



Summit Stone Landscaping Units in Enlighten and Reflection, Grand Discover in Allure, Elements Paving Stones in Reflection, Crest Bullnose Pavers in Reflection

The color photos shown in this catalog were prepared with careful attention to accuracy. However, colors shown may vary from actual hues and should only be used as a guide. Refer to actual product samples for final color selection. Because concrete units are manufactured with high quality, naturally-mined aggregates and materials, variations in color or shading should be expected in products that are manufactured at different times and in units having different shapes. This color or shading variation is acceptable in the industry.

WINSTON STRAIGHT

Winston® Straight Retaining Wall Systems are manufactured with a rear lip, forming a setback design for simplified installations.

Colors

Colors shown may vary from actual hues.

SOLID



GRAY*

BLENDED



SILVERTONE



GRAPHITE



CANYON BROWN*

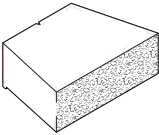
DISCOVER
more about this product



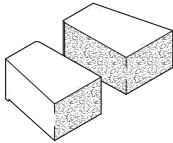
Winston Straight Retaining Wall System in Canyon Brown, Splitface Rectangle Cap in Canyon Brown, Passageways Step Units in Vision, Essence Wood Grain Plank Pavers in Pride, Elements Paving Stones(4x8) in Vision

Sizes and Dimensions

Full Unit
(Front finish)
12 x 17 1/2 IN
6 HEIGHT



Corner
(Front and corner finish)
8 3/4 x 12 IN
6 HEIGHT



Compatible Caps
on page 100



Winston Straight Retaining Wall System in Silverstone, Splitface Rectangle Cap in Silverstone, Grand Discover in Timeless, Elements Paving Stones(4x8) in Vision and Reflection



Winston Straight Retaining Wall System in Silverstone, Splitface Rectangle Cap in Silverstone, Grand Discover in Timeless, Elements Paving Stones(4x8) in Vision and Reflection

The color photos shown in this catalog were prepared with careful attention to accuracy. However, colors shown may vary from actual hues and should only be used as a guide. Refer to actual product samples for final color selection. Because concrete units are manufactured with high quality, naturally-mined aggregates and materials, variations in color or shading should be expected in products that are manufactured at different times and in units having different shapes. This color or shading variation is acceptable in the industry.

WINSTON TRI-SPLIT

Winston® Tri-Split Retaining Wall Systems offer traditional aesthetic and feature a rear lip system, forming a setback design for simplified installations.

Colors

Colors shown may vary from actual hues.

SOLID



GRAY*

BLENDED



SILVERTONE



CANYON BROWN*

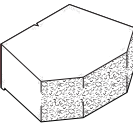
DISCOVER
more about this product



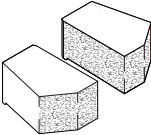
Winston Tri-split
Retaining Wall
System in Gray

Sizes and Dimensions

Full Unit
(Front finish)
12 x 16 IN
6 HEIGHT



Corner
(Front and corner finish)
12 x 8 IN
6 HEIGHT



Compatible Caps
on page 100



Winston Tri-split
Retaining Wall System
in Gray, Splitface
Trapezoidal Cap in Gray



Winston Tri-split Retaining Wall
System in October Oak, Splitface
Trapezoidal Cap in October Oak

The color photos shown in this catalog were prepared with careful attention to accuracy. However, colors shown may vary from actual hues and should only be used as a guide. Refer to actual product samples for final color selection. Because concrete units are manufactured with high quality, naturally-mined aggregates and materials, variations in color or shading should be expected in products that are manufactured at different times and in units having different shapes. This color or shading variation is acceptable in the industry.

INTEGRITY

Integrity® Retaining Wall System is a practical solution for even challenging applications, including multi-level terraces and slope protection. The Integrity wall system is manufactured to ensure efficient installation, increased stability, and lasting durability.

Colors

Colors shown may vary from actual hues.

SOLID



GRAY*



BUFF

BLENDED



SILVERTONE*



GRAPHITE



HUSH



CANYON BROWN



TIMELESS

* Pricing may vary regionally.

DISCOVER
more about this product



Integrity Retaining Wall System in Canyon Brown, Splitface Rectangle Cap in Canyon Brown, Elements Paving Stones (4x8) in Reflection



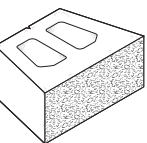
Integrity Retaining Wall System in Canyon Brown, Splitface Rectangle Cap in Canyon Brown, Elements Paving Stones (4x8) in Reflection



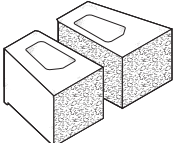
Integrity Retaining Wall System in Canyon Brown, Splitface Rectangle Caps in Canyon Brown, Elements Paving Stones (4x8) in Reflection, Crest Bullnose Pavers in Reflection

Sizes and Dimensions

Full Unit
(Front finish)
12 × 18 IN
8 HEIGHT



Corner
(Front and corner finish)
9 × 12 IN
8 HEIGHT



Compatible Caps
on page 100

The color photos shown in this catalog were prepared with careful attention to accuracy. However, colors shown may vary from actual hues and should only be used as a guide. Refer to actual product samples for final color selection. Because concrete units are manufactured with high quality, naturally-mined aggregates and materials, variations in color or shading should be expected in products that are manufactured at different times and in units having different shapes. This color or shading variation is acceptable in the industry.

COUNTY BLOCK

County Block® Retaining Wall Systems feature a split face finish and offer an ideal solution for planting beds, steps, or multi-level terraces.

Colors

Colors shown may vary from actual hues.

DISCOVER
more about this product



SOLID



GRAY

BLENDED



SILVERTONE



TIMELESS



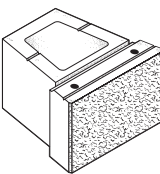
SWISS MOCHA



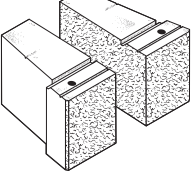
CANYON BROWN

Sizes and Dimensions

Full Unit
(Front finish)
12 x 12 1/2 IN
7 5/8 HEIGHT



Corner
(Front and corner finish)
6 1/4 x 12 IN
7 5/8 HEIGHT



Compatible Caps
on page 100



County Block Retaining Wall System in Swiss Mocha,
Splitface Rectangle Caps in Swiss Mocha



County Block Retaining Wall System in Swiss Mocha,
Splitface Rectangle Caps in Swiss Mocha



County Block Retaining Wall System in Swiss Mocha,
Splitface Rectangle Caps in Swiss Mocha

The color photos shown in this catalog were prepared with careful attention to accuracy. However, colors shown may vary from actual hues and should only be used as a guide. Refer to actual product samples for final color selection. Because concrete units are manufactured with high quality, naturally-mined aggregates and materials, variations in color or shading should be expected in products that are manufactured at different times and in units having different shapes. This color or shading variation is acceptable in the industry.

RIB ROCK

Rib Rock™ Landscape Block can easily construct walls from 6 to 20 feet high with additional site-specific engineering. Each block is manufactured with an interlocking design for simplified installation and enhanced security.

STANDARD FINISHES




Dry Stack Texture



Rough Texture

DISCOVER
more about this product



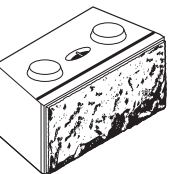
Rib Rock Landscape Block in Dry Stack




Rib Rock Landscape Block in Dry Stack

Sizes and Dimensions

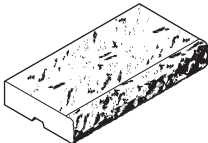
Rough Texture
(Front finish)
23 x 48 IN
24 HEIGHT



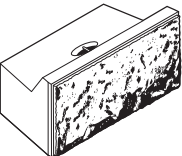
Dry Stack Texture
(Front finish)
23 x 48 IN
24 HEIGHT



Rib Rock Cap
(Front and top finish)
25 x 48 IN
7 HEIGHT



Top Block
(Front finish)
23 x 48 IN
24 HEIGHT



The color photos shown in this catalog were prepared with careful attention to accuracy. However, colors shown may vary from actual hues and should only be used as a guide. Refer to actual product samples for final color selection. Because concrete units are manufactured with high quality, naturally-mined aggregates and materials, variations in color or shading should be expected in products that are manufactured at different times and in units having different shapes. This color or shading variation is acceptable in the industry.

MAGNUM STONE

MagnumStone® Retaining Wall Systems (NEW)

MagnumStone Gravity Retaining Wall Extenders replace Geogrid reinforcements by using a tongue-and-groove concrete system to meet or exceed the demands of engineers. This system reduces the massive footprint of traditional cantilevered gravity retaining walls and gives developers and owners greater use of land above the wall.



MagnumStone Retaining Wall Systems in Gray



MagnumStone Retaining Wall Systems in Gray

Sizes and Dimensions

Standard (Front finish) 24 x 48 IN 24 HEIGHT	Standard Base (Front finish) 24 x 48 IN 24 HEIGHT	Standard Top (Front finish) 24 x 48 IN 24 HEIGHT	Half High (Front finish) 23 x 48 IN 12 HEIGHT	Half High Base (Front finish) 23 x 48 IN 12 HEIGHT	Half High Top (Front finish) 23 x 48 IN 12 HEIGHT
	Corner / End (Side and Front finish) 8 x 2-4 IN 24 HEIGHT		Half Corner / End (Side and Front finish) 9 x 3-4 IN 12 HEIGHT		Step / Cap (Side and Front finish) 24 x 48 IN 6 HEIGHT

The color photos shown in this catalog were prepared with careful attention to accuracy. However, colors shown may vary from actual hues and should only be used as a guide. Refer to actual product samples for final color selection. Because concrete units are manufactured with high quality, naturally-mined aggregates and materials, variations in color or shading should be expected in products that are manufactured at different times and in units having different shapes. This color or shading variation is acceptable in the industry.

DISCOVER
more about this product



MagnumStone Retaining Wall Systems in Gray



MagnumStone Retaining Wall Systems in Gray



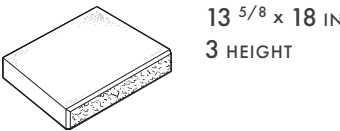
WALL & PILLAR CAPS

Splitface Rectangle Cap Double sided

Colors: Vision, Timeless, Gray, Silvertone, Graphite, Buff, October Oak, Swiss Mocha, and Canyon Brown

Compatibility: Tribute Wall Systems, Winston, Integrity, County Block, Unity, and Summit Stone

Applications: Single & Double Walls, and Steps & Treads



Splitface Trapezoidal Cap Double sided

Colors: Vision, Timeless, Gray, Silvertone, Graphite, Buff, October Oak, Swiss Mocha, Canyon Brown, and Hush

Compatibility: Tribute Wall Systems, Winston, Integrity, County Block, Unity, and Summit Stone

Applications: Single & Double Walls, and Steps & Treads

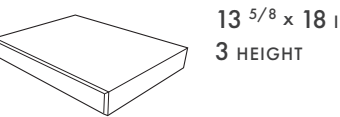


Smooth Rectangle Cap Double sided

Colors: Allure, Vision, Majestic, Timeless, Reflection, and Enlighten

Compatibility: Tribute Wall Systems, Winston, Integrity, County Block, Unity, Summit Stone

Applications: Single & Double Walls, and Steps & Treads



Demi PRESTIGE Coping Pavers

Colors: Sea Salt, Quiet Beach & Galaxy

Compatibility: Tribute Wall Systems, Winston, Integrity, County Block, Unity, and Summit Stone

Applications: Single & Double Walls, Steps & Treads, and pool coping

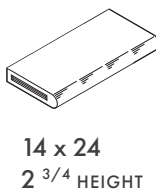


PRESTIGE Coping Pavers

Colors: Sea Salt, Quiet Beach & Galaxy

Compatibility: Tribute Wall Systems, Winston, Integrity, County Block, Unity, and Summit Stone

Applications: Single & Double Walls, Steps & Treads, and pool coping



Grand CREST Bullnose Pavers

Colors: Vision, Reflection, Majestic & Timeless

Comparability: Tribute Wall Systems, Winston, Integrity, County Block, Unity, and Summit Stone

Applications: Single & Double Walls, Steps & Treads, and pool coping

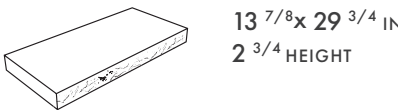


Wetcast Rectangle Cap Smooth top, textured front and back finish

Colors: Vision & Reflection

Compatibility: Tribute Wall Systems, Winston, Integrity, County Block, Unity, Summit Stone

Applications: Single & Double Walls, and Steps & Treads

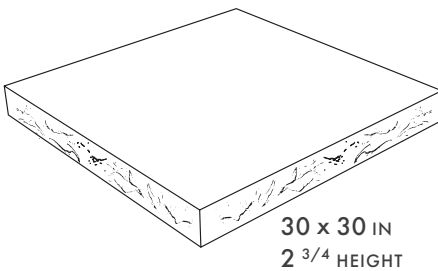


Wetcast 30"x30" Column Cap Smooth top, textured four sides

Colors: Vision & Reflection

Compatibility: Tribute Wall Systems, Unity

Applications: Single & Double Walls, Steps & Treads, and Pillars

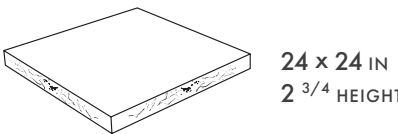


Wetcast 24"x24" Column Caps Smooth top, textured four sides

Colors: Vision & Reflection

Comparability: Tribute Wall Systems, Summit Stone

Applications: Single & Double Walls, Steps & Treads, and Pillars



Tribute Splitface Retaining Wall System in Canyon Brown, Splitface Trapezoidal Cap in Canyon Brown, Passageways Step Units in Beckon



Tribute Smooth Retaining Wall System in Timeless, Smooth Rectangle Cap in Vision, Grand XL Discover Pavers in Vision, Elements Paving Stones (4x8) in Reflection



Tribute Smooth Retaining Wall System in Timeless, Smooth Rectangle Cap in Reflection and Wetcast Column Cap in Reflection

The color photos shown in this catalog were prepared with careful attention to accuracy. However, colors shown may vary from actual hues and should only be used as a guide. Refer to actual product samples for final color selection. Because concrete units are manufactured with high quality, naturally-mined aggregates and materials, variations in color or shading should be expected in products that are manufactured at different times and in units having different shapes. This color or shading variation is acceptable in the industry.



COPING

104 PRESTIGE™ Coping Pavers

106 Demi PRESTIGE™ Coping Pavers

108 Grand CREST™ Bullnose Pavers

Crest Bullnose Pavers in Vision, H₂O Pavers in Timeless

PRODUCTS | COPING

PRESTIGE

PRESTIGE™ Coping Pavers, with its longer, bullnose shape, is uniquely suited for pool coping applications to finish pool edges with refined style. Units are also suitable for steps, freestanding wall caps, and more.

Colors

Colors shown may vary from actual hues.

SOLID



SEA SALT



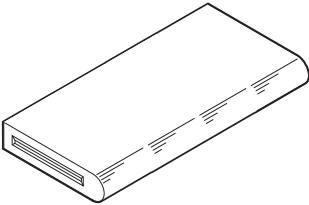
QUIET BEACH



GALAXY

Dimensions

Medium
14 x 24
2 3/4" HEIGHT



The color photos shown in this catalog were prepared with careful attention to accuracy. However, colors shown may vary from actual hues and should only be used as a guide. Refer to actual product samples for final color selection. Because concrete units are manufactured with high quality, naturally-mined aggregates and materials, variations in color or shading should be expected in products that are manufactured at different times and in units having different shapes. This color or shading variation is acceptable in the industry.



Prestige Coping Pavers in Sea Salt, Summit Stone Landscaping Units in Timeless, Destination Pavers in Exalt



Elements Paving Stones (4x8) with Glow Path Technology in Vision, Discover Pavers in Timeless, Tribute Splitface in Timeless, Prestige Coping Pavers in Sea Salt, Elements Paving Stones (8x16) in Vision & Reflection, Grand Discover in Timeless



Prestige Coping Pavers in Sea Salt, Elements Paving Stones (4x8) with Glow Path Technology in Vision, Discover Pavers in Timeless, Tribute Splitface in Timeless, Elements Paving Stones (8x16) in Vision & Reflection, Grand Discover in Timeless, Wetcast Caps in Vision, Destination Pavers in Exalt, Summit Stone Landscape Units in Timeless



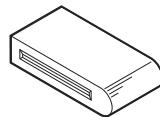
Prestige Coping Pavers in Sea Salt, Elements Paving Stones (4x8) with Glow Path Technology in Vision, Discover Pavers in Timeless, Tribute Splitface in Timeless, Elements Paving Stones (8x16) in Vision & Reflection, Grand Discover in Timeless, Wetcast Caps in Vision, Destination Pavers in Exalt, Summit Stone Landscape Units in Timeless

Demi PRESTIGE

Demi PRESTIGE™ Coping Pavers (NEW), with its longer, bullnose shape, is uniquely suited for pool coping applications to finish pool edges with refined style. Units are also suitable for steps, freestanding wall caps, and more.

Dimensions

Medium
8 x 14
2 3/4" HEIGHT



Colors

Colors shown may vary from actual hues.

SOLID



SEA SALT



QUIET BEACH



GALAXY

DISCOVER
more about this product



Demi Prestige Coping Pavers in Sea Salt, Grand Discover in Majestic, Elements Paving Stones (4x8) in Reflection and Vision



Demi Prestige Coping Pavers in Sea Salt, Grand Discover in Majestic, Elements Paving Stones (4x8) in Reflection and Vision



Demi Prestige Coping Pavers in Sea Salt, Grand Discover in Majestic, Elements Paving Stones (4x8) in Reflection and Vision

The color photos shown in this catalog were prepared with careful attention to accuracy. However, colors shown may vary from actual hues and should only be used as a guide. Refer to actual product samples for final color selection. Because concrete units are manufactured with high quality, naturally-mined aggregates and materials, variations in color or shading should be expected in products that are manufactured at different times and in units having different shapes. This color or shading variation is acceptable in the industry.

PRODUCTS | COPING

Grand CREST

Grand CREST™ Bullnose Pavers (NEW) are the ideal finishing touch for steps, pillars, walls, and pool copings

Colors

Colors shown may vary from actual hues.

SOLID



VISION



REFLECTION

BLENDED



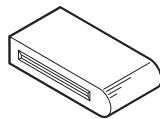
TIMELESS



MAJESTIC

Dimensions

Medium
8 x 14
2 3/4" HEIGHT



DISCOVER

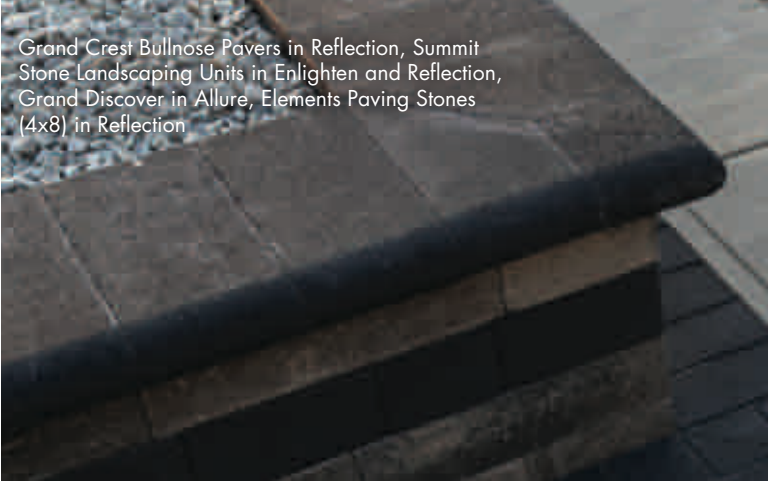
more about this product



Grand Crest Bullnose Pavers in Reflection, Summit Stone Landscaping Units in Enlighten and Reflection



Grand Crest Bullnose Pavers in Reflection, Summit Stone Landscaping Units in Enlighten and Reflection, Grand Discover in Allure, Elements Paving Stones (4x8) in Reflection




Grand Crest Bullnose Pavers in Vision, Grand XL Discover Pavers in Enlighten



Grand Crest Bullnose Pavers in Vision, Grand XL Discover Pavers in Enlighten, Elements Paving Stones (4x8) in Vision



Grand Crest Bullnose Pavers in Reflection



Grand Discover in Allure, Elements Paving Stones (4x8) in Reflection, Grand Crest Bullnose Pavers in Vision



The color photos shown in this catalog were prepared with careful attention to accuracy. However, colors shown may vary from actual hues and should only be used as a guide. Refer to actual product samples for final color selection. Because concrete units are manufactured with high quality, naturally-mined aggregates and materials, variations in color or shading should be expected in products that are manufactured at different times and in units having different shapes. This color or shading variation is acceptable in the industry.



STEP Units

112 Passageways® Step Units

114 Landscape Step Units

116 Oversize Landscape Step Units

Tribute Smooth Retaining Wall System in Timeless, Smooth Rectangle Caps in Reflection, Passageways Step Units in Reflection, Elements Paving Stones in Reflection and Vision, Grand Discover Pavers in Timeless

PASSAGEWAYS

Passageways® Step Units feature a natural textured face, clean lines, and a large modular shape. Passageways Step Units enhance installation and offer endless applications. Add steps to raised patios, front entrances, terraced walks, and steep slopes.




Colors

Colors shown may vary from actual hues.

DISCOVER
more about this product



SOLID



VISION



BECKON



REFLECTION

BLENDED



TIMELESS

GLOW PATH TECHNOLOGY™



VISION



REFLECTION

Glow Path Technology™ is owned by Glow Path Pavers

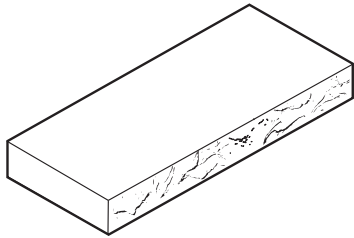
For more information see pages 64-65



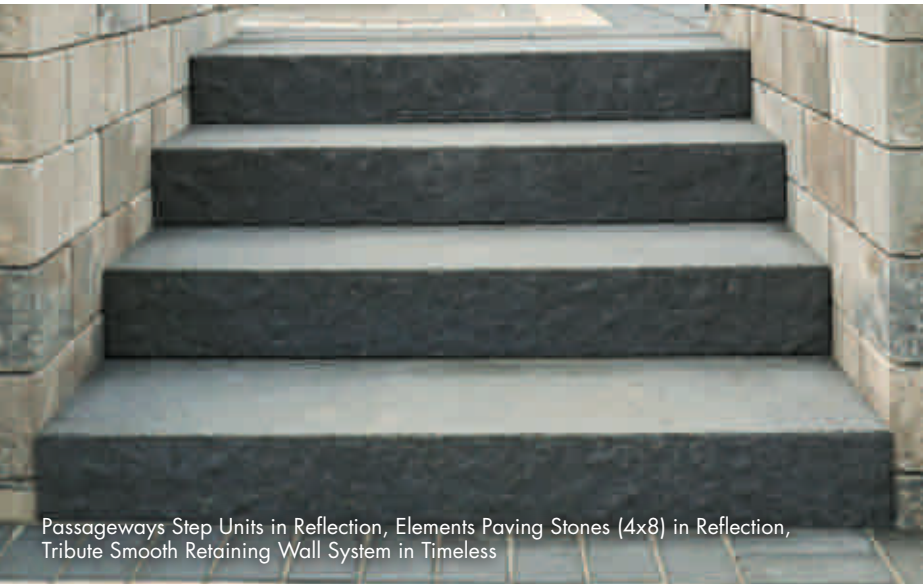
Passageways Step Units in Vision

Dimensions

20 x 48 IN
6 HEIGHT



Passageways Step Units manufactured with Glow Path Technology in Reflection



Passageways Step Units in Reflection, Elements Paving Stones (4x8) in Reflection, Tribute Smooth Retaining Wall System in Timeless



Passageways Step Units in Beckon, Elements Paving Stones in Beckon, Tribute Splitface Retaining Wall in Canyon Brown

The color photos shown in this catalog were prepared with careful attention to accuracy. However, colors shown may vary from actual hues and should only be used as a guide. Refer to actual product samples for final color selection. Because concrete units are manufactured with high quality, naturally-mined aggregates and materials, variations in color or shading should be expected in products that are manufactured at different times and in units having different shapes. This color or shading variation is acceptable in the industry.

LANDSCAPE STEP UNITS

Landscape Step Units' smooth stepping surface provides solid and safe footing. Their size speeds up step installation time and reduces the amount of retaining wall block needed.

Colors

Colors shown may vary from actual hues.

SOLID



VISION




GRAY



OCTOBER OAK

BLENDED



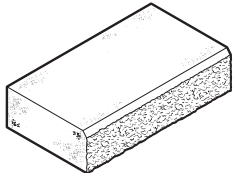
SILVERTONE



GRAPHITE

Dimensions

14 × 24 IN
6 HEIGHT



DISCOVER
more about this product



Landscape Step Units in October Oak



Landscape Step Units in October Oak

The color photos shown in this catalog were prepared with careful attention to accuracy. However, colors shown may vary from actual hues and should only be used as a guide. Refer to actual product samples for final color selection. Because concrete units are manufactured with high quality, naturally-mined aggregates and materials, variations in color or shading should be expected in products that are manufactured at different times and in units having different shapes. This color or shading variation is acceptable in the industry.

DISCOVER
more about this product



OVERSIZE LANDSCAPE STEP UNITS

Oversize Landscape Step Units are manufactured with a natural textured surface. Their larger size covers more square footage than alternative step options, reducing installation and labor costs.

Colors

Colors shown may vary from actual hues.

SOLID



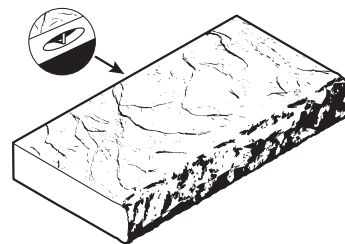
GRAY



CAMEL

Dimensions

25 x 48 IN
6 1/4" HEIGHT



25 x 6 1/4 x 48



Oversize Step Units in Gray



Winston Straight Retaining Wall System in Canyon Brown, Splitface Rectangle Cap in Canyon Brown, Oversize Step Units in Camel



Oversize Landscape Step Units, Camel County Block Retaining Wall System in Timeless, Splitface Rectangle Cap in Timeless



Oversize Step Units in Gray

The color photos shown in this catalog were prepared with careful attention to accuracy. However, colors shown may vary from actual hues and should only be used as a guide. Refer to actual product samples for final color selection. Because concrete units are manufactured with high quality, naturally-mined aggregates and materials, variations in color or shading should be expected in products that are manufactured at different times and in units having different shapes. This color or shading variation is acceptable in the industry.

FIRE PITS & Lighting

120 Tribute® Smooth Landscape Units
Square Fire Pit Kits

120 Unity Landscape Units
Square Fire Pit Kits

121 Summit Stone® Landscape Units
Square Fire Pit Kits

122 Summit Stone® Landscape Units
Circle Fire Pit Kits

123 Fire Pit Caps

124 Alliance Outdoor Lighting Products

Summit Stone Landscape Units in Timeless, Prestige Coping Pavers in Sea Salt, Destination Pavers in Exalt, Elements Paving Stones (4x8) with Glow Path Technology in Vision, Discover Pavers in Timeless, Elements Paving Stones (8x16) in Reflection and Vision, Grand Discover in Timeless

TRIBUTE SMOOTH



Tribute Smooth Fire Pit Kit in Reflection and Enlighten, Smooth Rectangle Cap in Reflection

Colors

Available in Tribute Smooth colors and textures – Allure, Vision, Reflection, Majestic, Timeless, Enlighten See page 80 for options



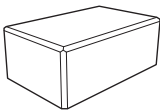
Tribute Smooth Square Fire Pit in Enlighten

Tribute® Smooth - Square Fire Pit Kit Tribute Smooth units make refined fire features. Kits include a 36" x 36" x 11" square steel fire ring. Add to your backyard or next design and you will be ready to relax around your backyard fire with family and friends.

- Square Fire Pit Kit Includes:**
- 36" x 36" x 11" Steel Fire Ring
 - 24 Smooth Tribute Corners

Dimensions

Full Unite
10 1/8 x 15 5/8 IN
6 HEIGHT



DISCOVER
more about this product



UNITY

Unity™ Landscaping Units - Square Fire Pit Kit Achieve sophistication with our Unity Square Fire Pit Kits. Kits include a 36" x 36" x 11" square steel fire ring. Add to your backyard or next design and you will be ready to relax around your backyard fire with family and friends.

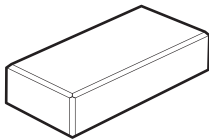
- Square Fire Pit Kit Includes:**
- 36" x 36" x 11" Steel Fire Ring
 - 30 Unity Block

Colors

Available in Unity colors and textures – Allure, Vision, Reflection, Majestic, Timeless, Enlighten. See page 84 for options

Dimensions

Rectangular
9 x 18 IN
4 HEIGHT
(All sides finish)



DISCOVER
more about this product



Unity Landscape Units Square Fire Pit in Timeless

SUMMIT STONE

Summit Stone® Landscaping Units - Square Fire Pit Kit make great fire features. Kits include a 51" x 51" x 11" square steel ring. Top off with a specially designed fire ring cap, and you will be ready to relax around your backyard fire with family and friends.

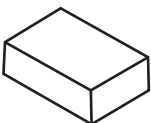
- 36" Square Fire Pit Includes:**
- 36" x 36" x 11" Metal Fire Ring (no paint)
 - 24 Summit Stone Medium Units
 - 18 Summit Stone Large Units

Colors

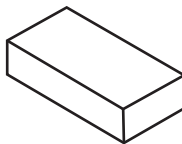
Available in ALL Summit Stone Landscape Units colors and textures – See page 86 for options

Sizes and Dimensions

Medium
7 1/4 x 10 7/8 IN
3 5/8 HEIGHT



Large
7 1/4 x 14 1/2 IN
3 5/8 HEIGHT



Summit Stone Smooth Landscape Units Square Fire Pit in Timeless



Summit Stone Tumbled Landscape Units Square Fire Pit in Timeless



Summit Stone Smooth Fire Pit Kit in Timeless and Beckon

DISCOVER
more about this product



The color photos shown in this catalog were prepared with careful attention to accuracy. However, colors shown may vary from actual hues and should only be used as a guide. Refer to actual product samples for final color selection. Because concrete units are manufactured with high quality, naturally-mined aggregates and materials, variations in color or shading should be expected in products that are manufactured at different times and in units having different shapes. This color or shading variation is acceptable in the industry.

SUMMIT STONE

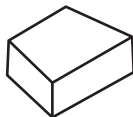
Summit Stone® Landscaping Units
- **Circle Fire Pit Kit** make great fire features. Kits include a 39" diameter steel ring. Top off with a specially designed fire ring cap, and you will be ready to relax around your backyard fire with family and friends.

- 39" Circle Fire Pit Kit Includes:**
- 39" x 11" Metal Fire Ring (Rolled Steel – no paint)
 - 51 Summit Stone (Tapered) Landscape Units
 - Available in Smooth or Tumbled texture

- Fire Ring Cap Includes:**
- 4 section Fire Ring Cap
 - Available in either Vision or Reflection

Colors
Available in ALL Summit Stone Landscape Units colors and textures – See page 86 for options

Dimensions
Tapered
7 1/4 x 9 7/8 IN
3 5/8 HEIGHT



The color photos shown in this catalog were prepared with careful attention to accuracy. However, colors shown may vary from actual hues and should only be used as a guide. Refer to actual product samples for final color selection. Because concrete units are manufactured with high quality, naturally-mined aggregates and materials, variations in color or shading should be expected in products that are manufactured at different times and in units having different shapes. This color or shading variation is acceptable in the industry.



Summit Stone Tumbled Circle Fire Pit Kit in Vision, Circle Fire Pit Cap in Reflection, Discover Pavers in Enlighten, Elements Paving Stones (4x8) in Beckon and Vision

DISCOVER
more about this product



CAP

Summit Stone Landscaping Units - Circle Fire Pit Cap
Our popular Summit Stone Landscape Units make great Fire Ring Cap. We now offer a "kit" that includes a steel interior ring to build one with a 39" Diameter.

Top it off with a specially designed Fire Ring Cap, and you will be ready to relax around your backyard fire with family and friends.

- Fire Ring Cap Includes:**
- 4 section Fire Ring Cap
 - Available in either Vision or Reflection color

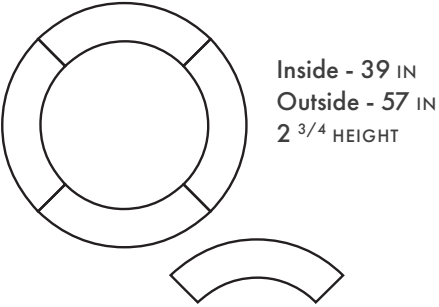
Colors
Colors shown may vary from actual hues.



DISCOVER
more about this product



Dimensions
FIRE RING CAP SIZE
4 pieces assembled (Inches)



Summit Stone Tumbled Fire Pit Kit in Timeless, Fire Pit Cap in Reflection



Summit Stone Smooth Fire Pit Kit in Timeless, Fire Pit Cap in Vision

ALLIANCE OUTDOOR LIGHTING



Bring your landscape investment to life (after hours) – with high-quality, option-packed Alliance Outdoor Lighting products:

- Low Voltage Light Paths
- Ground Lights
- Bullet Lights
- Post Lights
- Wall Lights
- Sconces
- RGB Color Changing and Dimming options with Bluetooth (BT) Technology
- And Much More...

Please contact one of our locations or your local representative to plan your lighting project.


DISCOVER
more about this product



Grand Crest Bullnose Pavers in Vision, Grand XL Discover in Enlighten



Tribute Smooth Retaining Wall in Timeless, Grand Discover Pavers in Timeless, Destination Pavers in Intention



Grand Crest Bullnose Pavers in Reflection, Integrity Retaining Wall in Canyon Brown, Elements Paving Stones (4x8) in Reflection



The color photos shown in this catalog were prepared with careful attention to accuracy. However, colors shown may vary from actual hues and should only be used as a guide. Refer to actual product samples for final color selection. Because concrete units are manufactured with high quality, naturally-mined aggregates and materials, variations in color or shading should be expected in products that are manufactured at different times and in units having different shapes. This color or shading variation is acceptable in the industry.



Warranty Information for Concrete Hardscape Products

County Materials works continuously to provide value to our customers and enhance our manufacturing capabilities, all while surpassing our high standards of excellence. We manufacture our hardscape products to meet the industry’s standards. That is why we back our hardscape products with an exclusive limited Warranty.

PAVER Products Warranty

COUNTY MATERIALS CORPORATION’S CONCRETE PAVERS MEET THE REQUIREMENTS OF APPLICABLE ASTM STANDARD(S). COUNTY MATERIALS WARRANTIES ITS CONCRETE PAVERS AGAINST MANUFACTURING DEFECTS FOR THE PERIOD OF YOUR RESIDENTIAL HOME OWNERSHIP. FOR COMMERCIAL PROJECTS, COUNTY MATERIALS WARRANTIES ITS CONCRETE PAVERS AGAINST MANUFACTURING DEFECTS FOR 5 YEARS AFTER SUBSTANTIAL COMPLETION OF THE PROJECT. THIS WARRANTY IS NON-TRANSFERABLE. THIS LIMITED WARRANTY DOES NOT APPLY TO DAMAGE CAUSED BY IMPROPER STORAGE, ABRASION, OVERLOADING, OR MISUSE, SUCH AS DELAMINATION, SPLITTING, CHIPPING, OR STAINING. THIS LIMITED WARRANTY APPLIES ONLY IF THE PRODUCTS ARE INSTALLED AS DIRECTED BY THE ICPI (WWW.ICPI.ORG) AND COUNTY MATERIALS’ APPLICABLE INSTALLATION GUIDELINES. IMPROPER INSTALLATION VOIDS THIS LIMITED WARRANTY. THE ORIGINAL PROOF OF PURCHASE IS NECESSARY. COLOR MATCHING CANNOT BE GUARANTEED. THE FOREGOING LIMITED WARRANTY IS IN LIEU OF AND EXCLUDES ALL OTHER WRITTEN OR ORAL WARRANTIES, INCLUDING THE IMPLIED WARRANTIES OF FITNESS FOR A PARTICULAR PURPOSE AND MERCHANTABILITY. CUSTOMER’S EXCLUSIVE REMEDY FOR BREACH OF THE ABOVE LIMITED WARRANTY IS LIMITED TO COUNTY MATERIALS REPLACING THE PRODUCTS AT NO COST TO THE ORIGINAL CUSTOMER. COUNTY MATERIALS’ LIABILITY FOR BREACH OF THE ABOVE LIMITED WARRANTY SHALL NOT EXCEED THE PRICE OF THE PRODUCTS ACTUALLY RECEIVED BY CUSTOMER AND DOES NOT INCLUDE REPLACEMENT LABOR, CONSEQUENTIAL DAMAGES, OR INCIDENTAL DAMAGES.

Aspect Ratop Disclaimer: County Materials unit pavers “slab(s)” do not meet aspect ratio for vehicular application, as defined by CMHA standards. It is the responsibility and discretion of Buyer, Owner, Contractor, Architect, or Engineer to determine whether these unit pavers “slab(s)” are suitable for the specific project. County Materials recommends consulting with a qualified professional to assess the suitability for the project. County Materials Corporation accepts no responsibility or liability for the use of unit paver “slab(s)” in a vehicular application.

RETAINING WALL Products Warranty

EXCLUSIVE LIMITED WARRANTY: Seller warrants that stock Products, to the extent they are manufactured by Seller, shall be free from manufacturing defects in materials and workmanship and meet the description and specifications established in Seller’s published and internal standards (subject to reasonable variance in accordance with normal industry practice) for a period of thirty (30) days from delivery, and all other warranties are expressly disclaimed as described in the capitalized sentence below. Seller may, in its sole discretion, also rely on any generally accepted industry standards. Seller retains the right, however, to change the dimensions, composition, design, performance, color, and appearance of the Products without liability if, in Seller’s judgment, the change is non-material. Seller warrants that non-stock Products manufactured by Seller meet only those specifications and standards provided by Buyer for a period of thirty (30) days from delivery, all other warranties are expressly disclaimed as described in the capitalized sentence below, and Buyer understands that that harmful cracking or other damage may occur if the Product specifications are not properly designed. Seller does not warranty any portion of Products not manufactured by Seller but Seller shall assign to Buyer, upon request, all assignable warranties of Seller’s suppliers related to such Products. Acceptance by Buyer of the Products constitutes confirmation that Products meet the description set forth above. THE FOREGOING WARRANTY IS IN LIEU OF AND EXCLUDES ALL OTHER WRITTEN OR ORAL WARRANTIES, INCLUDING THE IMPLIED WARRANTIES OF FITNESS FOR A PARTICULAR PURPOSE AND MERCHANTABILITY, WHETHER EXPRESS OR IMPLIED BY LAW, INCLUDING THE UNIFORM COMMERCIAL CODE AS ENACTED IN THE STATE OF WISCONSIN OR ELSEWHERE. This limited warranty only applies if the Products have not been subjected to misuse, negligence, or accident and have not been unloaded, stored, installed, maintained, altered, or repaired in any manner that, in the Seller’s judgment, adversely affects the condition or operation of the Products. Further, the foregoing limited warranty and the exclusive remedy below run only in favor of the original Buyer and may not be assigned or otherwise transferred.

EXCLUSIVE REMEDY: For any loss or damage arising out of supplying Products to Buyer, or the sale, operation, or use of the Products—whether such claim is based in contract, warranty, tort (including negligence) or other grounds—BUYER’S EXCLUSIVE REMEDY IS LIMITED, at Seller’s sole discretion, to either: (1) refund by the Seller of the purchase price for any non-conforming Products sold hereunder; or (2) the repair or replacement of any non-conforming Products. UNDER THIS EXCLUSIVE REMEDY, BUYER SHALL NOT RECOVER ANY OTHER COSTS FROM THE SELLER, including but not limited to the costs for: return of non-conforming Products, delivery of replacement Products, removal of non-conforming Products, reinstallation of replacement Products (or products purchased to replace any non-conforming Products), and/or any labor charges incurred related to the Products. NO OTHER REMEDY SHALL BE AVAILABLE TO BUYER. ANY CLAIM FOR INCIDENTAL AND/OR CONSEQUENTIAL DAMAGES for lost profits, lost sales, injury to property, or any other incidental or consequential loss IS THEREFORE BARRED PURSUANT TO THE TERMS OF THIS EXCLUSIVE REMEDY. Seller will not be liable for any failure of Products to conform to the Exclusive Limited Warranty above caused by the unloading, storage, installation, or maintenance of the Products, or use of other products/materials in conjunction with the Products that negatively impact the Product or otherwise do not conform with industry standards. The above limitations do not include damages related to personal injury.

TECHNICAL DATA

Color Selection

Colors shown may vary from actual hues and should only be used as a guide. Refer to actual product samples for final color selection. Because concrete products are manufactured with high quality, naturally-mined aggregates and materials, variations in color or shading should be expected in products that are manufactured at different times and in units having different shapes. This color or shading variation is acceptable in the industry. County Materials recommends immediately verifying the product and color upon receipt, and prior to opening pallets. For any discrepancies, contact your local County Materials representative before installation. Use of product constitutes acceptance.

Proper Color Distribution and Installation Techniques

Color of concrete products may vary significantly between production lots. Install concrete units from several pallets to ensure distribution of color. The contractor must install concrete units in accordance with the landscape industry’s best practices according to ICPI and NCMA Standard Specifications and the manufacturer’s instructions. County Materials is not liable or responsible for loss or damage resulting from improper use, handling or failure to follow installation instructions. Follow all applicable warnings, advisories, and instructions.

Efflorescence

Efflorescence are deposits of soluble salts and bases, usually white in color, which may appear on the surfaces of masonry or concrete construction. Although it may be an aesthetic concern, efflorescence will not affect structural performance. It’s not uncommon for efflorescence to be more easily perceived in darker colors.

Although efflorescence cannot be prevented, over time it will wash off or it can be cleaned with an industry cleaner. County Materials accepts no responsibility or liability for the occurrence of efflorescence.

Joint Material

There are many different jointing materials specific to application requirements and desired results. Options range from natural sand as specified in ASTM C144 to polymeric sand options. If a polymeric sand is selected, County Materials recommends

choosing a product which is void of Portland, Fly Ash and Crushed Limestone (which are ingredients that cause hazing). Joint material should be completely removed from the surface of the pavers.

Use of joint material must comply with all instructions provided by the joint material manufacturer, and the joint material method must be performed on a separate mock-up sample not less than 7 feet by 7 feet prior to Buyer approval. County Materials accepts no responsibility or liability for the use of joint material with our concrete pavers and slabs.

Polymeric Haze

Polymeric haze from the use of polymeric joint sand may appear on concrete paver products if the sand was not installed properly or removed from the surface of the pavers properly. This does not, in any way, compromise the functionality or the structural integrity of the product or your installation. The hazing will weather away naturally with time and rain. Polymeric haze may be removed with an industry cleaner. County Materials accepts no responsibility or liability for the use of polymeric sand with our concrete pavers or any occurrence of polymeric haze or other undesired result.

Washing Guidelines

Seasonal maintenance is recommended for all County Materials pavers and slabs. General washing guidelines are provided for the following: organic stains, including fruit, soil and leaf residue, algae and moss stains, and efflorescence. Wash with a hose and stiff broom. Water pressure should be comparable to the average pressure from a home watering hose.

Cleaning Agents

Concrete cleaning agents are not required but are an option for all County Materials pavers and slabs. There are many different cleaning agents specific to application requirements and desired results. Use of the cleaning agent must comply with all instructions provided by the cleaning agent manufacturer, and the cleaning agent method must be performed on a separate mock-up sample not less than 7 feet by 7 feet prior to Buyer approval. County Materials accepts no responsibility or liability for the use of cleaning agents on our pavers and slabs.

Sealers

A concrete sealer application is not required on County Materials pavers and slabs but is an option. There are many different

sealing agents specific to application requirements and desired results. Use of the sealing agent must comply with all instructions provided by the sealing agent manufacturer, and the sealing agent method must be performed on a separate mock-up panel not less than 7 feet by 7 feet prior to Buyer approval. County Materials accepts no responsibility or liability for the use of sealers on our pavers and slabs.

Slip Resistance and Ice Removal

Sand is the only material recommended to improve slip resistance on concrete product surfaces. Avoid the use of deicers and fertilizers which contain the following chemicals or compounds: Sodium chloride (NaCl “Rock Salt”), Calcium chloride (CaCl2), Magnesium chloride (MgCl2), Ammonium nitrate (NH4NO3), Ammonium sulfate (NH4SO4) or Urea. Use of these chemicals may be harmful to concrete products, especially when used in excess. County Materials accepts no responsibility or liability for the use of deicers on our pavers and slabs.

Construction Residue

A possible by-product of cutting concrete units during installation with a saw is residue-filled water or concrete dust. Residue-filled water or re-hydrated dust can cling to the surface of units and leave a concrete stain. It is recommended to wash and remove the water or concrete dust from the surface of the paver or slabs before it dries. Construction residue can also happen through soil disturbance or environmental elements. These contaminants should be removed immediately; they do not compromise the functionality or the structural integrity of the product or your installation. County Materials accepts no responsibility or liability for the occurrence of construction residue or concrete stains.

Compactor and Snow Removal Equipment

Textured paver and patio stone surfaces require a buffer between the plate compactor and the paver surface to prevent scuffing. Refer to County Materials’ Interlocking Concrete Paver or Slab Installation Guidelines. Also, snow removal equipment should have the proper spacing, bumper, and rubber blade guards to protect the surface of the pavers. County Materials accepts no responsibility or liability for damage caused by the use of compaction or snow removal equipment that may leave scuffs, burns or other markings on pavers and slabs.

Care & Maintenance | Interlocking Concrete Pavers & Slabs

Color Selection

Colors shown may vary from actual hues and should only be used as a guide. Refer to actual product samples for final color selection. Because concrete products are manufactured with high quality, naturally-mined aggregates and materials, variations in color or shading should be expected in products that are manufactured at different times and in units having different shapes. This color or shading variation is acceptable in the industry. County Materials recommends immediately verifying the product and color upon receipt, and prior to opening pallets. For any discrepancies, contact your local County Materials representative before installation. Use of product constitutes acceptance.

Proper Color Distribution and Installation Techniques

Color of concrete products may vary significantly between production lots. Install concrete units from several pallets to ensure distribution of color. The contractor must install concrete units in accordance with the landscape industry's best practices according to ICPI and NCMA Standard Specifications and the manufacturer's instructions. County Materials is not liable or responsible for loss or damage resulting from improper use, handling or failure to follow installation instructions. Follow all applicable warnings, advisories, and instructions.

Efflorescence

Efflorescence is a naturally occurring process in all concrete products which may appear in the form of a white powdery film on the unit's surface. Efflorescence may be more perceivable in darker colors. It does not, in any way, compromise the functionality or the structural integrity of the product or your installation. Although efflorescence cannot be prevented, it will wash off over time or it can be cleaned with an industry cleaner. County Materials accepts no responsibility or liability for the occurrence of efflorescence.

Washing Guidelines

Seasonal maintenance is recommended for all County Materials' landscape products. General washing guidelines are provided for the following: organic stains, including fruit, soil and leaf residue, algae and

moss stains, and efflorescence. For efflorescence stains, wash with a hose and stiff broom.

Cleaning Agents

Concrete cleaning agents are not required but are an option for all County Materials' Interlocking Pavers and Slabs. There are many different cleaning agents specific to application requirements and desired results. Use of the cleaning agent must comply with all instructions provided by the cleaning agent manufacturer, and the cleaning agent method must be performed on a separate mock-up sample not less than 7 feet by 7 feet prior to Buyer approval. County Materials accepts no responsibility or liability for the use of cleaning agents on our Interlocking Pavers and Slabs.

Construction Residue

A possible by-product of cutting concrete units during installation with a saw is residue-filled water or concrete dust. Residue-filled water or re-hydrated dust can cling to the surface of units and leave a concrete stain. It is recommended to wash and remove the water or concrete dust from the surface of the pavers before it dries. Construction residue can also happen through soil disturbance or environmental elements. These contaminants should be removed immediately; they do not compromise the functionality or the structural integrity of the product or your installation. County Materials accepts no responsibility or liability for the occurrence of construction residue or concrete stains.

Sealing

Concrete sealers, though not required, may minimize damage from deicing chemicals, prevent staining and enhance the color. If you choose to use a sealer, it is recommended to use a penetrating sealer which is breathable. Consult a County Materials' sales representative for complete sealing instructions. County Materials Corporation accepts no responsibility or liability for the use of sealing agent of on our Interlocking Pavers & Slabs.

Slip Resistance & Ice Removal

Sand is the only material recommended to improve slip resistance on concrete product surfaces. Avoid the use of deicers and fertilizers which contain the

following chemicals or compounds: Sodium chloride (NaCl "Rock Salt"), Calcium chloride (CaCl2), Magnesium chloride (MgCl2), Ammonium nitrate (NH4NO3), Ammonium sulfate (NH4SO4) or Urea. Use of these chemicals may be harmful to concrete products, especially when used in excess. County Materials Corporation accepts no responsibility or liability for the use of slip resistant products.

Delivery & Storage

Buyer(s) of Interlocking Concrete Pavers & Slabs manufactured by County Materials Corporation shall inspect the material within 48 hours of receipt (the "Inspection Period") to ensure that the style, color, etc., comply with the specifications, and that the material is not damaged or defective. The buyer(s) will be deemed to have accepted the material unless it notifies County Materials Corporation in writing of any non-conforming material during the Inspection Period and furnishes such written evidence or other documentation as required by County Materials Corporation. Material that does not meet the specifications, is defective, or is damaged should not be used for construction.

Once the material is delivered, the buyer(s) is solely responsible for protecting the material from damage, including from snow, excessive mud, wet concrete or any agent that will bond to or damage the material. County Materials Corporation is not responsible for any damage to the material that occurs after delivery.

Reference Only – Landscape Products Specification Guide

This Guide, provided at no cost by County Materials Corporation, is intended to serve only as an informational resource for buyer(s) of Interlocking Concrete Pavers & Slabs manufactured by County Materials Corporation. Every effort has been made to ensure the accuracy of the information presented in this Installation Guide. However, this Guide is provided for reference only and is not a substitute for and does not replace the need for registered professional engineering design and experienced contractor installation. Actual site conditions may vary significantly from those presented in the estimating tables herein. County Materials Corporation strongly urges buyer(s) to exercise diligence and care in the selection, design, installation and use of any

construction materials. Review Tech Data Sheets, Care and Maintenance, ICPI and NCMA industry association best practice instructions before starting and/or Buyer approval of Landscape projects. The final determination of the suitability of any information contained in this Installation Guide is the sole responsibility of material buyer(s).

DISCLAIMER OF LIABILITY

COUNTY MATERIALS CORPORATION DISCLAIMS ANY AND ALL LIABILITY FOR DAMAGES OR LOSSES OF ANY KIND OR NATURE TO PERSON(S) OR PROPERTY, INCLUDING, BUT NOT LIMITED TO, DIRECT, INDIRECT, INCIDENTAL, CONSEQUENTIAL OR PUNITIVE DAMAGES, ATTORNEYS' FEES OR COSTS, ARISING OUT OF OR RELATED TO THE USE OF THIS INSTALLATION GUIDE, INCLUDING, BUT NOT LIMITED TO ANY WORK THAT MAY BE PERFORMED BY ANY CONTRACTORS OR INSTALLERS.

WAIVER OF CLAIMS AND AGREEMENT TO HOLD HARMLESS

BY USING THIS INSTALLATION GUIDE, YOU AGREE TO WAIVE ANY AND ALL CLAIMS AGAINST COUNTY MATERIALS CORPORATION, ITS OFFICERS, DIRECTORS, EMPLOYEES, VOLUNTEERS, REPRESENTATIVES, AND AFFILIATES, AND HOLD THEM HARMLESS FOR ANY DAMAGES OR LOSSES OF ANY KIND TO PERSON(S) OR PROPERTY, INCLUDING, BUT NOT LIMITED TO, DIRECT, INDIRECT, INCIDENTAL, CONSEQUENTIAL OR PUNITIVE DAMAGES ARISING OUT OF OR RELATED TO THE USE OF THIS INSTALLATION GUIDE, INCLUDING BUT NOT LIMITED TO THE SELECTION, DESIGN, INSTALLATION OR USE OF ANY MATERIALS, PRODUCTS, STRUCTURES, COMPONENTS OR ASSEMBLIES.

Purchaser is responsible for proper use, handling, maintenance and installation of product as determined by the manufacturer and industry standards. Product has a fitness for a particular purpose. Use and/or application of product not intended by the manufacturer and not in compliance with industry standards is not recommended. Use and/or installation and application are the sole responsibility of the purchaser.

Care & Maintenance | Garden and Retaining Walls

Color Selection

Colors shown may vary from actual hues and should only be used as a guide. Refer to actual product samples for final color selection. Because concrete products are manufactured with high quality, naturally-mined aggregates and materials, variations in color or shading should be expected in products that are manufactured at different times and in units having different shapes. This color or shading variation is acceptable in the industry. County Materials recommends immediately verifying the product and color upon receipt, and prior to opening pallets. For any discrepancies, contact your local County Materials representative before installation. Use of product constitutes acceptance.

Proper Color Distribution and Installation Techniques

Color of concrete products may vary significantly between production lots. Install concrete units from several pallets to ensure distribution of color. The contractor must install concrete units in accordance with the landscape industry's best practices according to ICPI and NCMA Standard Specifications and the manufacturer's instructions. County Materials is not liable or responsible for loss or damage resulting from improper use, handling or failure to follow installation instructions. Follow all applicable warnings, advisories, and instructions.

Efflorescence

Efflorescence is a naturally occurring process in all concrete products which may appear in the form of a white powdery film on the unit's surface. Efflorescence may be more perceivable in darker colors. It does not, in any way, compromise the functionality or the structural integrity of the product or your installation. Although efflorescence cannot be prevented, it will wash off over time or it can be cleaned with an industry cleaner. County Materials accepts no responsibility or liability for the occurrence of efflorescence.

Washing Guidelines

Seasonal maintenance is recommended for all County Materials' landscape products. General washing guidelines are provided for the following: organic stains, including fruit, soil and leaf residue,

algae and moss stains, and efflorescence. For efflorescence stains, wash with a hose and stiff broom.

Cleaning Agents

Concrete cleaning agents are not required but are an option for all County Materials' retaining wall units. There are many different cleaning agents specific to application requirements and desired results. Use of the cleaning agent must comply with all instructions provided by the cleaning agent manufacturer, and the cleaning agent method must be performed on a separate mock-up sample not less than 7 feet by 7 feet prior to Buyer approval. County Materials accepts no responsibility or liability for the use of cleaning agents on our retaining wall units.

Construction Residue

A possible by-product of cutting concrete units during installation with a saw is residue-filled water or concrete dust. Residue-filled water or re-hydrated dust can cling to the surface of units and leave a concrete stain. It is recommended to wash and remove the water or concrete dust from the surface of the garden and retaining walls before it dries. Construction residue can also happen through soil disturbance or environmental elements. These contaminants should be removed immediately; they do not compromise the functionality or the structural integrity of the product or your installation. County Materials accepts no responsibility or liability for the occurrence of construction residue or concrete stains.

Slip Resistance & Ice Removal

Sand is the only material recommended to improve slip resistance on concrete product surfaces. Avoid the use of deicers and fertilizers which contain the following chemicals or compounds: Sodium chloride (NaCl "Rock Salt"), Calcium chloride (CaCl2), Magnesium chloride (MgCl2), Ammonium nitrate (NH4NO3), Ammonium sulfate (NH4SO4) or Urea. Use of these chemicals may be harmful to concrete products, especially when used in excess. County Materials Corporation accepts no responsibility or liability for the use of slip resistant products.

Delivery & Storage

Buyer(s) of retaining wall systems manufactured by County Materials Corporation shall inspect the material within 48 hours of receipt (the "Inspection Period") to ensure that the style, color, etc., comply with the specifications, and that the material is not damaged or defective. The buyer(s) will be deemed to have accepted the material unless it notifies County Materials Corporation in writing of any non-conforming material during the Inspection Period and furnishes such written evidence or other documentation as required by County Materials Corporation. Material that does not meet the specifications, is defective, or is damaged should not be used for construction.

Once the material is delivered, the buyer(s) is solely responsible for protecting the material from damage, including from snow, excessive mud, wet concrete or any agent that will bond to or damage the material. County Materials Corporation is not responsible for any damage to the material that occurs after delivery.

For Reference Only – Landscape Products Specifications Guide

This Guide, provided at no cost by County Materials Corporation, is intended to serve only as an informational resource for buyer(s) of retaining wall systems manufactured by County Materials Corporation. Every effort has been made to ensure the accuracy of the information presented in this Guide. However, this Guide is provided for reference only and is not a substitute for and does not replace the need for registered professional engineering design and experienced contractor installation. Actual site conditions may vary significantly from those presented in the estimating tables herein. County Materials Corporation strongly urges buyer(s) to exercise diligence and care in the selection, design, installation and use of any construction materials. Review Tech Data Sheets, Care and Maintenance, ICPI and NCMA industry association best practice instructions before starting and/or Buyer approval of Landscape projects. The final determination of the suitability of any information contained in this Installation Guide is the sole responsibility of material buyer(s).

DISCLAIMER OF LIABILITY

COUNTY MATERIALS CORPORATION DISCLAIMS ANY AND ALL LIABILITY FOR DAMAGES OR LOSSES OF ANY KIND OR NATURE TO PERSON(S) OR PROPERTY, INCLUDING, BUT NOT LIMITED TO, DIRECT, INDIRECT, INCIDENTAL, CONSEQUENTIAL OR PUNITIVE DAMAGES, ATTORNEYS' FEES OR COSTS, ARISING OUT OF OR RELATED TO THE USE OF THIS INSTALLATION GUIDE, INCLUDING, BUT NOT LIMITED TO ANY WORK THAT MAY BE PERFORMED BY ANY CONTRACTORS OR INSTALLERS.

WAIVER OF CLAIMS AND AGREEMENT TO HOLD HARMLESS

BY USING THIS INSTALLATION GUIDE, YOU AGREE TO WAIVE ANY AND ALL CLAIMS AGAINST COUNTY MATERIALS CORPORATION, ITS OFFICERS, DIRECTORS, EMPLOYEES, VOLUNTEERS, REPRESENTATIVES, AND AFFILIATES, AND HOLD THEM HARMLESS FOR ANY DAMAGES OR LOSSES OF ANY KIND TO PERSON(S) OR PROPERTY, INCLUDING, BUT NOT LIMITED TO, DIRECT, INDIRECT, INCIDENTAL, CONSEQUENTIAL OR PUNITIVE DAMAGES ARISING OUT OF OR RELATED TO THE USE OF THIS INSTALLATION GUIDE, INCLUDING BUT NOT LIMITED TO THE SELECTION, DESIGN, INSTALLATION OR USE OF ANY MATERIALS, PRODUCTS, STRUCTURES, COMPONENTS OR ASSEMBLIES.

Purchaser is responsible for proper use, handling, maintenance and installation of product as determined by the manufacturer and industry standards. Product has a fitness for a particular purpose. Use and/or application of product not intended by the manufacturer and not in compliance with industry standards is not recommended. Use and/or installation and application are the sole responsibility of the purchaser.

INDEX

County Block® Retaining Wall System..... 94
Demi PRESTIGE™ Coping Pavers 106
DESTINATION PAVERS®..... 66
DISCOVER PAVERS® 42
ELEMENTS™ Paving Stones 62
ESSENCE® Wood Grain Plank Pavers..... 70
Glow Path Technology™ 64
Grand CREST™ Bullnose Pavers..... 108
Grand DISCOVER PAVERS® 46
Grand FUSION PAVERST™..... 56
Grand TRANQUILITY PAVERS® 60
Grand VANTAGE PAVERS® 40
Grand XL DISCOVER PAVERS®..... 52
H₂O PRO® Pavers 74
INFLUENCE PAVERS® 68
Integrity™ Retaining Wall System..... 92
Landscape Step Units 114
MagnumStone Retaining Wall System 98
Oversize Landscape Step Units 116
Passageways® Step Units..... 112

PRESTIGE™ Coping Pavers 104
REJUVENATE™ Permeable Pavers 75
Rib Rock™ Landscape Block..... 96
SKYLANDS™ Concrete Deck Pavers 72
Summit Stone® Landscape Units..... 86
Summit Stone® Landscape Units
Circle Fire Pit Kits..... 122
Summit Stone® Landscape Units
Square Fire Pit Kits 121
Tribute® Smooth Wall Systems..... 80
Tribute® Smooth Landscape Units
Square Fire Pit Kits 120
Tribute® Splitface Wall Systems 82
Unity™ Landscape Units 84
Unity™ Landscape Units
Square Fire Pit Kits..... 120
VANTAGE PAVERS® 36
VANTAGE PAVERS® 4x8 38
Winston® Straight Retaining Wall System 88
Winston® Tri-Split Retaining Wall System 90

RESPONSIVE SERVICE

Our commitment to quality derives from our talented team of people who believe in delivering unparalleled craftsmanship, attention to detail, and customer service. Our customers trust that when they choose County Materials, they are partnering with an experienced, devoted team that is willing to go the extra mile for lifelong satisfaction.



REQUEST A CONTRACTOR

Scan to request a contractor in your area



OUR LOCATIONS & DEALERS

Scan to find a list of County Materials retail locations and Dealers



CUSTOMER SERVICE

Scan to request customer service
or Contact Customer Service at (800) 242-773



States with County Materials Dealer Locations



Proud to be American
based and American made



ENHANCED LIVING
FOR YOUR LIFESTYLE