

ENHANCED LIVING FOR YOUR LIFESTYLE





Grand DISCOVER PAVERS in Allure,
ELEMENTS (4x8) Paving Stones in Reflection,
ELEMENTS (8x16) in Vision,
Summit Stone Landscape Units in Vision and Reflection

LANDSCAPE CATALOG

Our Company 4
 Distinct Colors & Textures 6
 Our Experience Shapes Your Experience..... 8
 Inspiration 10
 Galleries..... 14

Pavers, Slabs & Permeable

Dimensionally Compatible Pavers
& Genesis Face-Mix..... 38
 VANTAGE PAVERS® 40
 VANTAGE PAVERS® 4x8 42
 Grand VANTAGE PAVERS® 44
 DISCOVER PAVERS® 46
 Grand DISCOVER PAVERS® 48
 Grand XL DISCOVER PAVERS® 52
 Grand FUSION PAVERSTM 56
 Grand TRANQUILITY PAVERS® 60
 ELEMENTSTM Paving Stones 64
 Glow Path TechnologyTM 66
 DESTINATION PAVERS® 68
 INFLUENCE PAVERS® 70
 ESSENCE® Wood Grain Plank Pavers..... 72
 SKYLANDSTM Concrete Deck Pavers 74
 H₂O PRO® Permeable Pavers 76
 REJUVENATE™ Permeable Pavers 77

Wall Systems

**Retaining Walls, Freestanding Walls,
Landscape Units, Columns & Caps**
 Tribute® Wall Systems 80
 Tribute® Smooth Wall Systems 82
 Tribute® Splitface Wall Systems 86
 Unity™ Landscape Units 88
 Summit Stone® Landscape Units..... 90
 Winston® Straight Retaining Wall System 92
 Winston® Tri-Split Retaining Wall System 94
 Integrity™ Retaining Wall System..... 96
 County Block® Retaining Wall System..... 98
 Rib Rock™ Retaining Wall System 100
 MagnumStone® Retaining Wall System..... 102
 Wall & Pillar Caps..... 104

Coping

PRESTIGETM Coping Pavers 108
 Demi PRESTIGETM Coping Pavers 110
 Grand CREST™ Bullnose Pavers..... 112

Step Units

Passageways® Step Units 116
 Landscape Step Units 118
 Oversize Landscape Step Units 120

Fire Pit Kits & Lighting

Tribute® Smooth Square Fire Pit Kits 124
 Unity™ Square Fire Pit Kits 124
 Summit Stone® Square Fire Pit Kits..... 125
 Summit Stone® Circle Fire Pit Kits 126
 Circle Fire Pit Caps..... 127
 Outdoor Lighting 128

Additional Resources

Warranty Information 130
 Technical Data 131
 Index 133

countymaterials.com
 (800) 242-7733
 info@countymaterials.com



SCAN
 for full product offerings





County Materials' time-tested landscape products help landscaping professionals and homeowners create the designs of their dreams.

County Materials was founded on the principles of working hard, taking pride in results, and building relationships, and these principles continue to drive our success. Our experienced and knowledgeable sales representatives are always willing to go the extra mile to ensure the satisfaction of our valued customers, whether that means answering questions, providing product samples, or offering creative solutions to overcome project challenges.

Our diverse product offerings are all made right here in America by our experienced and talented team. We draw inspiration from nature, developing rich colors and refined surface textures that withstand the effects of time and weather.

We have more than 75 years of experience creating long-lasting concrete landscape products that are used and loved by families across the country.

As an American-owned family business, we are inspired to help our customers create warm and inviting gathering spaces that bring people together.

Discover the potential of your outdoor living and gathering spaces with County Materials' concrete landscape products.

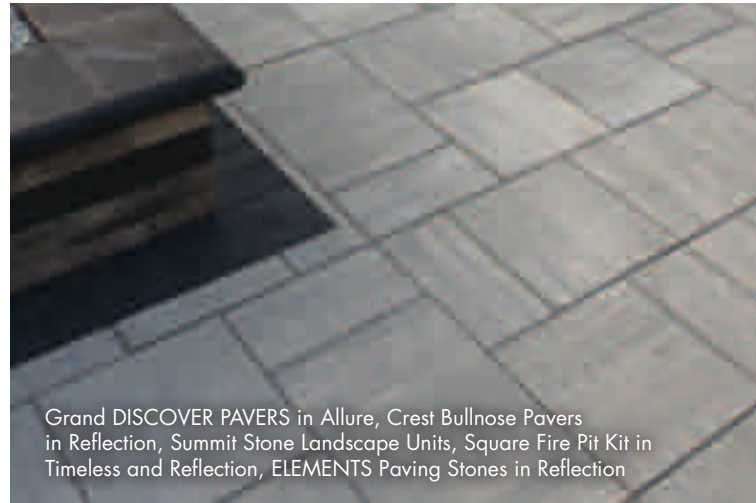


Proud to be American based and American made since 1946

We're continuously building a company that hardworking people are proud to work for, live near, and do business with **Since 1946.**

Tim Sonnentag
OWNER, COUNTY MATERIALS CORPORATION

DISTINCT COLORS & TEXTURES



Grand DISCOVER PAVERS in Allure, Crest Bullnose Pavers in Reflection, Summit Stone Landscape Units, Square Fire Pit Kit in Timeless and Reflection, ELEMENTS Paving Stones in Reflection

We concentrate the purest color pigments, finest aggregates, and densest concrete mix in the surface layer of each paving stone, where it is visible and matters most.

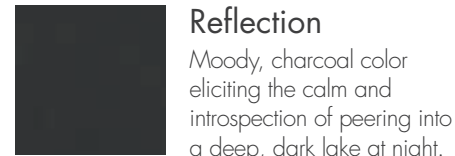
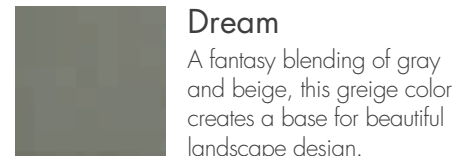
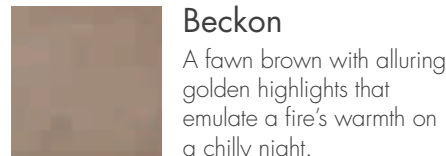
The refined surface of our pavers features a permanent, integrally blended layer of high-strength concrete mix. It's the perfect combination of vibrant color pigments and solid surface materials for rich, long-lasting colors. Inspired by elements found in nature, our color palette and texture options exemplify bold and subtle expressions of mood and feeling. **Our pavers create an ambiance that encourages lingering outdoors, creating memories, and sharing time with loved ones.**

We craft inspiring, time-tested products with colors and textures that conjure memorable feelings and experiences. For our distinctive color palette, we choose color names that evoke emotion. Giving a name to a powerful colorway visualizes feelings and helps bring dreams to life. **Colors are tools of perception. Used in design and art to conjure positive emotions and memories, color communicates in strong, irreplaceable ways.**

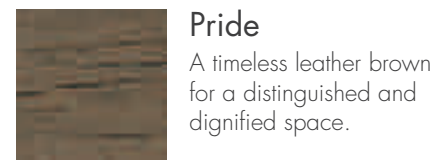
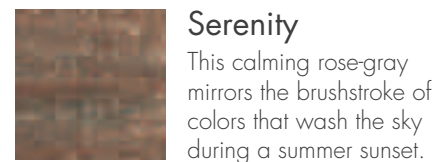
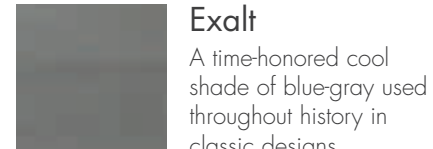
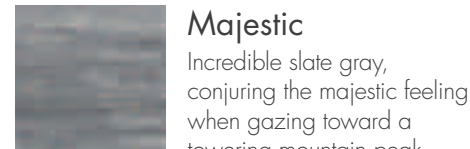
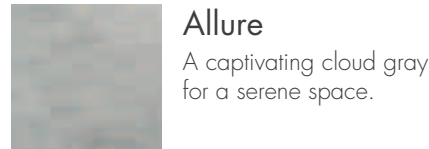
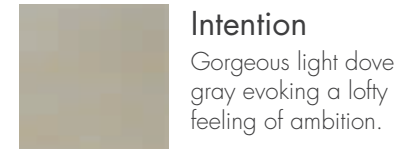
Paver Colors

Colors shown may vary from actual hues.

SOLID



BLENDED



The color photos shown in this catalog were prepared with careful attention to accuracy. However, colors shown may vary from actual hues and should only be used as a guide. Refer to actual product samples for final color selection. Because concrete units are manufactured with high quality, naturally-mined aggregates and materials, variations in color or shading should be expected in products that are manufactured at different times and in units having different shapes. This color or shading variation is acceptable in the industry.

Retaining Wall Colors

Smooth

Colors shown may vary from actual hues.

SOLID



BLENDED




Splitface

Colors shown may vary from actual hues.

SOLID





BLENDED




Textures

PAVERS



CAPS, COPING & WALLS



SPECIAL ORDER FINISHES



OUR EXPERIENCE SHAPES YOUR EXPERIENCE

INTENTIONAL & INSPIRING

Intentionality

Details matter – that’s why we designed a comprehensive collection of landscape products to help build custom, comfortable, time-tested outdoor spaces.

Our intention is to offer desirable pavers, patio stones, retaining walls, step units, and related accessories that invoke our customers to gather with their friends and family and make memories in inspiring outdoor living spaces.

Inspiring Results

We are passionate about making products that bring people together. Our team understands how these spaces are really used, from the welcoming familiarity of your patio as you celebrate special occasions with friends to the cozy, magnetic warmth of your outdoor fireplace that draws in your family on cool late summer evening. Outdoor living spaces are particularly sentimental areas of the home. They are destinations for small moments that build lasting memories. Ultimately, that’s what motivates our team. That’s why we show up every day to ensure that each product is made with care and precision, so our customers gather, play, entertain, and relax in irresistible spaces.

We know that at the end of a long day, when you’re enjoying your outdoor space, you may not remember the specific color or product you selected, but we hope your experience working with County Materials and our landscape products is as impactful and meaningful as possible.

Trusted Experience

With more than 75 years of experience, the County Materials team crafts long-lasting concrete landscape products that are used and loved by families across the country. Over the decades, we have remained consistent in our attention to detail, craftsmanship, and care.

Aspect Ratio Disclaimer: County Materials unit “slab(s)” do not meet aspect ratio for vehicular application, as defined by CMHA standards. It is the responsibility and discretion of Buyer, Owner, Contractor, Architect, or Engineer to determine whether these unit “slab(s)” are suitable for the specific project. County Materials recommends consulting with a qualified professional to assess the suitability for the project. County Materials Corporation accepts no responsibility or liability for the use of unit “slab(s)” in a vehicular application.



Grand DISCOVER PAVERS in Majestic,
ELEMENTS Paving Stones in Vision and Reflection

INSPIRATION

MONOCHROMATIC

Give your space a modern feel. Go for the wow factor with edgy, complex, and unexpected paver patterns. Embrace the dynamic contrast of deep charcoal and soft beige hues or take a minimalist approach with a monochrome palette.



CONTEMPORARY

Craft a contemporary aesthetic with clean lines and refined textures. Add visual interest with varied paver patterns, elegant curves, and sharp angles. Make an impact with complex borders, trendy colors, and finishing touches like built-in lighting and wall accents.



Grand DISCOVER PAVERS in Vision, ELEMENTS Paving Stones 4x8 in Reflection, ELEMENTS Paving Stones 8x16 in Vision



Grand FUSION PAVERS in Vision, ELEMENTS Paving Stones 8x16 in Reflection, ELEMENTS Paving Stones 4x8 in Vision



Grand VANTAGE PAVERS in Allure, VANTAGE PAVERS 4x8 in Vision, VANTAGE PAVERS in Allure




ELEMENTS Paving Stones 4x8 in Vision, and ELEMENTS Paving Stones 8x16 in Reflection



Tribute Smooth Wall System in Vision, PRESTIGE Coping Pavers in Galaxy




Tribute Smooth Wall System in Reflection, Smooth Rectangle Cap in Vision



Tribute Smooth Wall System in Reflection, PRESTIGE Coping Pavers in Sea Salt




Tribute Smooth Wall System in Allure, Smooth Rectangle Cap in Reflection



Tribute Smooth Wall System in Vision, Smooth Rectangle Cap in Vision



Tribute Smooth Wall System in Reflection and Vision, Smooth Rectangle Cap in Vision



Tribute Smooth Wall System in Allure and Reflection, Smooth Rectangle Cap in Reflection



Tribute Smooth Wall System in Allure, Smooth Rectangle Cap in Allure



Grand FUSION PAVERS in Exalt, ELEMENTS Paving Stones 4x8 in Reflection, DISCOVER PAVERS in Exalt



Grand FUSION PAVERS in Exalt, ELEMENTS Paving Stones 4x8 in Vision, VANTAGE PAVERS 4x8 in Reflection



Grand VANTAGE PAVERS in Majestic, VANTAGE PAVERS 4x8 in Reflection, ELEMENTS Paving Stones 8x16 in Vision



Grand XL DISCOVER PAVERS in Majestic, VANTAGE PAVERS 4x8 in Vision, VANTAGE PAVERS 4x8 in Majestic



Tribute Splitface Wall System in Graphite with Smooth Rectangle Cap in Reflection



Summit Stone Landscape Units (Tumbled) in Vision with cap in Reflection



Summit Stone Landscape Units (Tumbled) in Majestic with cap in Majestic




Tribute Splitface Wall System in Silverstone with Smooth Rectangle Cap in Reflection



Tribute Splitface Wall System in Graphite with Splitface Rectangle Cap in Graphite



Tribute Smooth Wall System in Reflection and Vision with Smooth Rectangle Cap in Vision



Tribute Smooth Wall System in Allure and Reflection with Smooth Rectangle Cap in Reflection



Tribute Splitface Wall System in Silverstone with Splitface Rectangle Cap in Silverstone

The color photos shown in this catalog were prepared with careful attention to accuracy. However, colors shown may vary from actual hues and should only be used as a guide. Refer to actual product samples for final color selection. Because concrete units are manufactured with high quality, naturally-mined aggregates and materials, variations in color or shading should be expected in products that are manufactured at different times and in units having different shapes. This color or shading variation is acceptable in the industry.

INSPIRATION

TRADITIONAL

Highlight the surroundings of your space with understated elegance. Use traditional laying patterns, simple borders, and right angles. Lean into the warmer side of the palette with subtly contrasting colors, and use rounded edges to soften the overall look and feel of your design.



RUSTIC

For that lived-in feel from day one, use warm earthy tones and rough textures. Foster intimacy and comfort with smaller pavers in traditional laying patterns. Add high-contrast borders and wall caps to define rustic edges.



Grand VANTAGE PAVERS in Enlighten, ELEMENTS Paving Stones 4x8 in Beckon, ELEMENTS Paving Stones 8x16 in Vision



Grand FUSION PAVERS in Intention, ELEMENTS Paving Stones 4x8 in Vision, DISCOVER PAVERS in Intention



Grand VANTAGE PAVERS in Intention, ELEMENTS Paving Stones 4x8 in Vision, VANTAGE PAVERS 4x8 in Beckon



Grand DISCOVER PAVERS in Enlighten, VANTAGE PAVERS 4x8 in Beckon, VANTAGE PAVERS in Enlighten



VANTAGE PAVERS in Timeless, ELEMENTS Paving Stones 8x16 in Beckon, ELEMENTS Paving Stones 4x8 in Timeless



Grand VANTAGE PAVERS in Timeless, DISCOVER PAVERS in Timeless, ELEMENTS Paving Stones 8x16 in Vision, VANTAGE PAVERS 4x8 in Reflection



DISCOVER PAVERS in Serenity, VANTAGE PAVERS 4x8 in Vision, ELEMENTS Paving Stones 4x8 in Serenity



DISCOVER PAVERS in Serenity, VANTAGE PAVERS 4x8 in Vision, ELEMENTS Paving Stones 4x8 in Reflection



Tribute Smooth Wall System in Vision with PRESTIGE Coping Pavers in Quiet Beach



Tribute Smooth Wall System in Enlighten with PRESTIGE Coping Pavers in Quiet Beach



Tribute Smooth Wall System in Enlighten with Smooth Rectangle Cap in Enlighten



Summit Stone Landscape Unit (Tumbled) in Vision with cap in Beckon



Tribute Splitface Wall System in Timeless with Smooth Rectangle Cap in Reflection



Tribute Smooth Wall System in Timeless with PRESTIGE Coping Pavers in Galaxy



Tribute Smooth Wall System in Vision with PRESTIGE Coping Pavers in Quiet Beach



Tribute Splitface Wall Systems in Canyon Brown with Smooth Rectangle Cap in Reflection



Tribute Smooth Wall System in Vision with Smooth Rectangle Cap in Vision



Tribute Smooth Wall System in Vision and Enlighten with Smooth Rectangle Cap in Vision



Tribute Smooth Wall System in Enlighten and Vision with Smooth Rectangle Cap in Enlighten



Summit Stone Landscape Stone (Tumbled) in Beckon with cap in Beckon



Tribute Splitface Wall System in Timeless with Splitface Rectangle Cap in Timeless



Summit Stone Landscape Units (Tumbled) in Timeless with cap in Timeless



Summit Stone Landscape Unit (Tumbled) in Vision with cap in Beckon



Tribute Splitface Wall System in Canyon Brown with Splitface Rectangle Cap in Canyon Brown

The color photos shown in this catalog were prepared with careful attention to accuracy. However, colors shown may vary from actual hues and should only be used as a guide. Refer to actual product samples for final color selection. Because concrete units are manufactured with high quality, naturally-mined aggregates and materials, variations in color or shading should be expected in products that are manufactured at different times and in units having different shapes. This color or shading variation is acceptable in the industry.

INSPIRATION galleries



RECREATION RESORT

Grand XL DISCOVER PAVERS in Allure



Grand XL DISCOVER PAVERS in Allure

Get Away In Your Own Backyard

With a backyard like this, there's no need to leave the comfort of your own home to relax, work out, or entertain. This four-level patio connects a multi-sport court, a putting green, and a pool deck. Grand XL DISCOVER PAVERS, ideal for covering large areas, surround the pool and offer ample space for a lounge area and a dining area. Three types of pavers in a light neutral palette provide a simple aesthetic that complements the home's warm taupe siding. Nestled into a seat wall built with Unity Landscape Units, the installation of Grand DISCOVER PAVERS on a diagonal with a border of ELEMENTS 4x8 Paving Stones creates a fire feature with cozy living-room ambiance.



Grand XL DISCOVER PAVERS in Allure, Grand DISCOVER PAVERS in Allure, ELEMENTS Paving Stones (4x8) in Beckon

PRODUCTS

Grand DISCOVER PAVERS®, Grand XL DISCOVER PAVERS®, ELEMENTS™ Paving Stones (4x8), Unity™ Landscape Units, and Passageways® Step Units

COLORS


Allure, Beckon, and Vision

LOCATION


Minnesota

EXPLORE

Project Profile
countymaterials.com



Grand XL DISCOVER PAVERS in Allure, Grand DISCOVER PAVERS in Allure, ELEMENTS Paving Stones (4x8) in Beckon, Passageways Step Units in Beckon




Grand XL DISCOVER PAVERS in Allure



Grand TRANQUILITY PAVERS in Majestic,
ELEMENTS Paving Stones (4x8) in Vision and Reflection



Grand TRANQUILITY PAVERS in Majestic,
ELEMENTS Paving Stones (4x8) in Vision
and Reflection



Grand DISCOVER PAVERS in
Majestic, ELEMENTS Paving Stones
(4x8) in Vision and Reflection

Grand TRANQUILITY PAVERS in Majestic welcome guests to this home via a stunning driveway with a contrasting two-color border and corresponding front walkway. The driveway curves elegantly toward the house, providing ample space to turn vehicles around while enhancing the curb appeal of the home. A decorative application of ELEMENTS Paving Stones in Vision and Reflection adds visual interest and breaks up the space. Highly durable concrete pavers provide long-lasting performance in high traffic applications like driveways.

PRODUCTS

Grand TRANQUILITY PAVERS®
and ELEMENTS™ Paving Stones (4x8)

COLORS

Majestic, Vision, and Reflection

LOCATION

Illinois

EXPLORE

Project Profile
countymaterials.com



ENCHANTING ENTRANCE

Stunning Curb Appeal & Lasting Performance

Grand TRANQUILITY PAVERS in Majestic and
ELEMENTS Paving Stones (4x8) in Vision and Reflection



Grand DISCOVER PAVERS in Majestic and Enlighten,
ELEMENTS Paving Stones in Vision and Reflection

CANYON VALLEY VIEW



Grand DISCOVER PAVERS in Majestic,
ELEMENTS Paving Stones in Vision and Reflection

Vibrant Terrace and Elegant Entrance

With this elegant terrace right out the backdoor, these homeowners have no need to leave home to enjoy a spa day. The two-tiered terrace, designed with Grand DISCOVER PAVERS and ELEMENTS Paving Stones, wraps around a stunning built-in hot tub and incorporates plunge pools along with intimate gathering and dining spaces. The home also features a grand front entrance with a circular driveway made from the same concrete pavers as the terrace. The rich tones and lively layout of both outdoor spaces complement the scale and dynamic contrast of the surrounding mountains.

PRODUCTS

Grand DISCOVER PAVERS®
and ELEMENTS™ Paving Stones (8x16)

COLORS

Majestic, Enlighten, Reflection, and
Vision

LOCATION

Colorado



EXPLORE
Project Profile
countymaterials.com



Grand DISCOVER PAVERS in Majestic,
ELEMENTS Paving Stones in Vision and Reflection



Grand DISCOVER PAVERS in Majestic,
ELEMENTS Paving Stones in Vision and Reflection

LAKE LIFE

Sun-Drenched Serenity on a Multi-Level Patio

Backyard entertaining is a breeze on this serene pool deck and patio. An elevated deck leads onto the spacious concrete paver patio with clean lines and a contrasting border. Multiple lounging areas invite guests to relax by the pool or near the outdoor kitchen. A few steps below the main deck, a recessed shuffleboard court features the same concrete paver pattern as the main deck. The use of Tribute Smooth Retaining Wall Units makes this additional entertaining space possible by providing reliable slope stabilization.



Grand DISCOVER PAVERS in Allure



Grand DISCOVER PAVERS in Allure

PRODUCTS

Grand DISCOVER PAVERS®,
ELEMENTS™ Paving Stones (4x8),
and Tribute® Smooth Wall Systems

COLORS

Allure and Reflection

LOCATION

Minnesota

EXPLORE

Project Profile
countymaterials.com



Dimensionally
Compatible



Genesis
Face-Mix



Grand DISCOVER PAVERS in Allure,
ELEMENTS Paving Stones (4x8) in Reflection,
Tribute Smooth Wall Systems in Reflection



Grand DISCOVER PAVERS in Allure


SERENE SANCTUARY

Calm and Refreshing Oasis


These homeowners enhanced their outdoor living areas with a total landscape makeover featuring concrete pavers. A pool deck made from Grand DISCOVER PAVERS provides a warm and comfortable backdrop for inspiring finishing touches. An inset row of ELEMENTS Paving Stones form a subtle border around the space. Guests will enjoy relaxing on the durable and beautiful pool deck while listening to the sounds of a waterfall that cascades off the pergola into the pool.



Grand Discover Pavers in Enlighten, and ELEMENTS Paving Stones (4x8) in Vision, ELEMENTS Paving Stones (8x16) in Enlighten



Grand DISCOVER PAVERS in Enlighten, ELEMENTS Paving Stones (4x8) in Vision, ELEMENTS Paving Stones (8x16) in Enlighten



Grand DISCOVER PAVERS in Enlighten

PRODUCTS

Grand DISCOVER PAVERS® and ELEMENTS™ Paving Stones (4x8 & 8x16)

COLORS

Enlighten and Vision

LOCATION

Minnesota

EXPLORE

Project Profile
countymaterials.com



Grand DISCOVER PAVERS in Enlighten, ELEMENTS Paving Stones (4x8) in Vision and ELEMENTS Paving Stones (8x16) in Enlighten



Grand DISCOVER PAVERS in Allure,
DISCOVER PAVERS in Exalt

GRAND GATEWAY

Graceful and Functional Entrance



Grand DISCOVER PAVERS in Allure,
DISCOVER PAVERS in Exalt

This Tudor-style home welcomes guests with a wide concrete paver driveway and a three-tiered front entrance walkway. Grand DISCOVER PAVERS provide a durable and elegant parking pad with plenty of room to maneuver vehicles. A slate-colored border of DISCOVER PAVERS creates a crisp separation from the greenspace and guides the eye toward the home's charming façade.



Grand DISCOVER PAVERS in Allure,
DISCOVER PAVERS in Exalt

PRODUCTS

Grand DISCOVER PAVERS®
and DISCOVER PAVERS®

COLORS

Allure and Exalt

LOCATION

Minnesota

EXPLORE

Project Profile
countymaterials.com



Aspect Ratio Disclaimer: County Materials unit "slab(s)" do not meet aspect ratio for vehicular application, as defined by CMHA standards. It is the responsibility and discretion of Buyer, Owner, Contractor, Architect, or Engineer to determine whether these unit "slab(s)" are suitable for the specific project. County Materials recommends consulting with a qualified professional to assess the suitability for the project. County Materials Corporation accepts no responsibility or liability for the use of unit "slab(s)" in a vehicular application.



Grand DISCOVER PAVERS in Allure,
DISCOVER PAVERS in Exalt



Grand DISCOVER XL PAVERS in Allure, ELEMENTS (4x8) Paving Stones in Vision and Reflection, Tribute Smooth Retaining Wall in Reflection

RIVERSIDE RETREAT

Relax and Entertain in Lasting Luxury

When you live by the river, you want to maximize your time to soak in the peaceful scenery. This multi-level outdoor living area does just that with retaining walls and patios that expand the usable space along the top of the riverbank and create a luxurious space for outdoor dining and entertaining. Four types of dimensionally compatible pavers in a three-color design provide an eye-catching design. Inset borders made with ELEMENTS Paving Stones 4x8 define each space and unite the upper walkways and putting green area near the house with the lower patios.



Grand DISCOVER XL PAVERS in Allure, ELEMENTS (4x8) Paving Stones in Vision and Reflection, Tribute Smooth Retaining Wall in Reflection



Grand DISCOVER PAVERS in Allure, ELEMENTS (4x8) Paving Stones in Vision and Reflection, Tribute Smooth Retaining Wall in Reflection

PRODUCTS

Grand DISCOVER PAVERS®, Grand XL DISCOVER PAVERS®, Tribute® Smooth Wall System, ELEMENTS™ Paving Stones (4x8), and Passageways® Step Units

COLORS


Allure, Vision, and Reflection

LOCATION


Wisconsin

EXPLORE

Project Profile
countymaterials.com



Grand DISCOVER XL PAVERS in Allure, ELEMENTS 4x8 Paving Stones in Vision and Reflection, Tribute Smooth Retaining Wall in Reflection



Grand DISCOVER XL PAVERS in Allure, ELEMENTS (4x8) Paving Stones in Vision and Reflection, Tribute Smooth Retaining Wall in Reflection, Passageways Step Units in Reflection



Summit Stone Landscape Units in Vision and Reflection, Grand DISCOVER PAVERS in Allure, ELEMENTS Paving Stones (4x8) in Reflection, ELEMENTS Paving Stones (8x16) in Vision, Tribute Splitface Wall System in Silvertone

PRODUCTS

Grand DISCOVER PAVERS®, ELEMENTS™ Paving Stones (4x8 & 8x16), Tribute® Splitface Wall Systems, and Summit Stone® Landscape Units

COLORS

Allure, Vision, Reflection, and Silvertone



LOCATION

Minnesota

EXPLORE

Project Profile
countymaterials.com



Grand DISCOVER PAVERS in Allure

Unwind in Style and Comfort

This spacious two-tone pool deck incorporates a pergola, poolside lounge area, and a small dining space under the upper deck. The two-tiered Tribute Splitface Retaining Wall system provides erosion protection and offers an attractive landscape area. A creative use of two of our dimensionally compatible pavers forms a border around the patio and the connecting side walkway from the front entrance. To unify and further define the space, two freestanding column fire features line the back edge of the patio.

Grand DISCOVER PAVERS in Allure, ELEMENTS Paving Stones (4x8) in Reflection, ELEMENTS Paving Stones (8x16) in Vision



Grand DISCOVER PAVERS in Allure



RURAL REVITALIZATION

Summit Stone Landscape Units in Vision and Reflection, Grand DISCOVER PAVERS in Allure, ELEMENTS Paving Stones (4x8) in Reflection, ELEMENTS Paving Stones (8x16) in Vision, Tribute Splitface Wall System in Silvertone, Smooth Rectangle Caps in Reflection



LASTING IMPRESSION

Warm and Inviting Outdoor Entertaining



Grand DISCOVER PAVERS in Majestic,
ELEMENTS Paving Stones (4x8) in Reflection,
Tribute Smooth Wall System in Reflection

PRODUCTS

Grand DISCOVER PAVERS®,
ELEMENTS™ Paving Stones (4x8),
and Tribute® Smooth Wall System

COLORS



Majestic and Reflection

LOCATION

Illinois

EXPLORE

Project Profile
countymaterials.com



Grand DISCOVER PAVERS in Majestic,
ELEMENTS Paving Stones (4x8) in Reflection



Grand DISCOVER PAVERS in Majestic,
ELEMENTS Paving Stones (4x8) in Reflection,
Tribute Smooth Wall System in Reflection

This expansive patio wraps around two sides of the home, offering multiple spaces for soaking in the views and visiting with friends. Long-lasting concrete pavers in two subtly contrasting colors invite guests to spread out and make themselves at home. A large outdoor bar with built-in grill facilitates outdoor dining. For nights when the temperature drops, a fireplace built with Tribute Smooth units anchors one end of the patio, with a low seat wall on either side featuring built-in lighting lending a cozy ambiance.

PRAIRIE VIEW



Grand XL DISCOVER PAVERS in Vision,
Grand DISCOVER PAVERS in Majestic,
ELEMENTS Paving Stones (4x8) in Reflection and Vision
PRESTIGE Coping Pavers in Sea Salt



Grand XL Discover in Vision, Grand DISCOVER PAVERS in Majestic,
ELEMENTS Paving Stones (4x8) in Vision and Reflection,
PRESTIGE Coping Pavers in Sea Salt



Grand XL DISCOVER PAVERS in Vision,
Grand DISCOVER PAVERS in Majestic,
ELEMENTS Paving Stones (4x8)
in Vision and Reflection,
PRESTIGE Coping Pavers in Sea Salt,
Passageways Step Units in Vision

Outdoor Living With a Modern Flair

The contemporary design of this outdoor living area showcases the flexibility of concrete pavers. Striking diagonal stripes made with three colors of our dimensionally compatible pavers cut across a patio and pool deck built with Grand XL DISCOVER PAVERS in Vision. The bold paver design complements the bold colors and modern siding materials of the home. These homeowners also used our PRESTIGE Coping Pavers for the pool edge. The rounded edges provide a comfortable entry and exit into the water. For a finishing touch, Passageways Step Units form a simple but reliable staircase to access the rest of the yard.

PRODUCTS

Grand XL DISCOVER PAVERS®, Grand DISCOVER PAVERS®, PRESTIGE™ Coping Pavers, ELEMENTS™ Paving Stones (4x8), and Passageways® Step Units

COLORS


Vision, Sea Salt, Majestic, and Reflection

LOCATION

Wisconsin

EXPLORE

Project Profile
countymaterials.com



Grand XL DISCOVER PAVERS in Vision,
Grand DISCOVER PAVERS in Majestic,
ELEMENTS Paving Stones (4x8) in Vision and Reflection



PAVERS, SLABS & PERMEABLE

- | | | | |
|----|--|----|--|
| 38 | Dimensionally Compatible Pavers & Genesis Face-Mix | 60 | Grand TRANQUILITY PAVERS® |
| 40 | VANTAGE PAVERS® | 64 | ELEMENTS™ Paving Stones |
| 42 | VANTAGE PAVERS® 4x8 | 66 | Glow Path Technology™ |
| 44 | Grand VANTAGE PAVERS® | 68 | DESTINATION PAVERS® |
| 46 | DISCOVER PAVERS® | 70 | INFLUENCE PAVERS® |
| 48 | Grand DISCOVER PAVERS® | 72 | ESSENCE® Wood Grain Plank Pavers |
| 52 | Grand XL DISCOVER PAVERS® | 74 | SKYLANDS™ Concrete Deck Pavers |
| 56 | Grand FUSION PAVERS™ | 76 | H ₂ O PRO® Permeable Pavers |
| | | 75 | REJUVENATE™ Permeable Pavers |


What are DIMENSIONALLY COMPATIBLE PAVERS?

Our dimensionally compatible family of pavers are manufactured in four-inch increments for effortless integration.

Offering Limitless Design Potential

County Materials designed a series of dimensionally compatible pavers to help hardscape professionals and homeowners achieve their desired look and feel when using several colors, sizes, and textures in a single design. By manufacturing these pavers in four-inch increments, installation efficiencies and aesthetics are maximized.

When browsing, look for this icon for Dimensionally Compatible products.



Dimensionally
Compatible

GENESIS FACE-MIX, what is it?

County Materials invests in Genesis Face-Mix Technology® to manufacture beautifully designed pavers and slabs that are backed by the strength and longevity of quality concrete. Our manufacturing process integrally bonds face-mix to the base of each unit, resulting in products that are a step up from contractor-grade quality, offering

exceptional durability, lasting color performance, and captivating surface textures.

Our high-density pavers and slabs are manufactured to meet industry standards for strength and absorption. They stand up to the effects of time, weathering from Mother Nature, and frequent use in everyday life.

When browsing, look for this icon for Genesis Face-Mix Technology products.



Genesis
Face-Mix

Fine aggregates and dense concrete mix provide a smooth, refined surface.

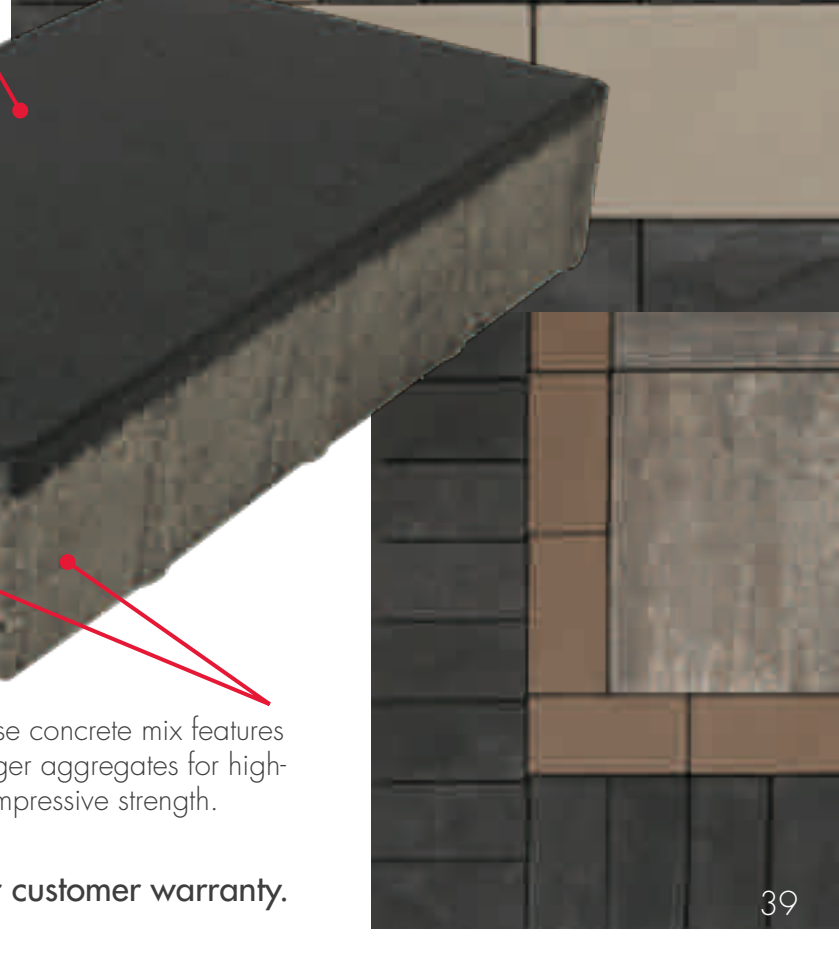
Pure color pigments and fine aggregates are blended on the surface, providing vibrant, rich, and long-lasting color.



Proprietary face-mix integrally bonded to the base, offering exceptional durability and aesthetic design.

Base concrete mix features larger aggregates for high-compressive strength.

County Materials' pavers and slabs are backed by our customer warranty.



DISCOVER
more about this product




VANTAGE PAVERS in Enlighten and
ELEMENTS Paving Stones (4x8)
in Vision and Beckon



VANTAGE

VANTAGE PAVERS® feature a striking surface texture that evokes subtle sophistication. These traditional-sized pavers are manufactured as three-piece modules and can be used alone or melded with compatible pavers to create one-of-a-kind installations.



Colors


Colors shown may vary from actual hues.

SOLID



REFLECTION

BLENDED




INTENTION




ENLIGHTEN




TIMELESS



ALLURE



MAJESTIC



EXALT

Sizes and Dimensions

EACH PALLET LAYER INCLUDES ALL SIZES.

4 x 8 IN
2 3/4 HEIGHT




8 x 8 IN
2 3/4 HEIGHT



8 x 12 IN
2 3/4 HEIGHT



VANTAGE PAVERS in Intention




VANTAGE PAVERS in Reflection and Grand FUSION PAVERS in Vision

The color photos shown in this catalog were prepared with careful attention to accuracy. However, colors shown may vary from actual hues and should only be used as a guide. Refer to actual product samples for final color selection. Because concrete units are manufactured with high quality, naturally-mined aggregates and materials, variations in color or shading should be expected in products that are manufactured at different times and in units having different shapes. This color or shading variation is acceptable in the industry.

PRODUCTS | PAVERS

VANTAGE 4x8

VANTAGE PAVERS® 4x8 feature the same surface texture as the VANTAGE PAVERS family and can be used alone or melded with compatible pavers. This border complements both smooth and textured paver fields and is available in our most popular colors.



Dimensions

SOLD ON INDIVIDUAL PALLETS.


4 x 8 IN
2¾ HEIGHT



Colors

Colors shown may vary from actual hues.

SOLID



VISION




BECKON



REFLECTION

BLENDED



MAJESTIC



TIMELESS

DISCOVER
more about this product



VANTAGE PAVERS in Intention,
ELEMENTS Paving Stones (4x8) in Vision,
VANTAGE PAVERS (4x8) in Beckon



Tribute Smooth Wall System in Vision,
VANTAGE PAVERS (4x8) in Reflection



ELEMENTS Paving Stones (8x16) in Allure,
VANTAGE PAVERS (4x8) in Reflection,
PRESTIGE Coping Pavers in Sea Salt




Grand XL DISCOVER PAVERS in Majestic,
VANTAGE PAVERS (4x8) in Vision and Majestic

The color photos shown in this catalog were prepared with careful attention to accuracy. However, colors shown may vary from actual hues and should only be used as a guide. Refer to actual product samples for final color selection. Because concrete units are manufactured with high quality, naturally-mined aggregates and materials, variations in color or shading should be expected in products that are manufactured at different times and in units having different shapes. This color or shading variation is acceptable in the industry.

Grand VANTAGE

Grand VANTAGE PAVERS® feature a striking surface texture that evokes subtle sophistication. These larger paving stones are manufactured as three-piece modules and can be used alone or melded with compatible pavers to create one-of-a-kind installations.



DISCOVER
more about this product




Sizes and Dimensions

EACH PALLET LAYER INCLUDES ALL SIZES.

8 x 16 IN
2 3/4" HEIGHT



16 x 16 IN
2 3/4" HEIGHT



16 x 24 IN
2 3/4" HEIGHT




Colors

Colors shown may vary from actual hues.

BLENDED



INTENTION



ALLURE




ENLIGHTEN




MAJESTIC



TIMELESS



EXALT



Aspect Ratio Disclaimer: County Materials unit "slab(s)" do not meet aspect ratio for vehicular application, as defined by CMHA standards. It is the responsibility and discretion of Buyer, Owner, Contractor, Architect, or Engineer to determine whether these unit "slab(s)" are suitable for the specific project. County Materials recommends consulting with a qualified professional to assess the suitability for the project. County Materials Corporation accepts no responsibility or liability for the use of unit "slab(s)" in a vehicular application.


The color photos shown in this catalog were prepared with careful attention to accuracy. However, colors shown may vary from actual hues and should only be used as a guide. Refer to actual product samples for final color selection. Because concrete units are manufactured with high quality, naturally-mined aggregates and materials, variations in color or shading should be expected in products that are manufactured at different times and in units having different shapes. This color or shading variation is acceptable in the industry.

DISCOVER
more about this product



DISCOVER

DISCOVER PAVERS® offer a smooth, sought-after surface texture in traditional sizes. Manufactured as a three piece module, these pavers can be used alone or melded with compatible pavers to create one-of-a-kind installations.



Colors

Colors shown may vary from actual hues.

SOLID



REFLECTION

BLENDED



INTENTION




ENLIGHTEN




TIMELESS




SERENITY



ALLURE



MAJESTIC



EXALT



DISCOVER PAVERS in Majestic,
ELEMENTS Paving Stones (4x8) in Vision

Sizes and Dimensions

EACH PALLET LAYER INCLUDES ALL SIZES.


4 x 8 IN
2 3/4 HEIGHT



8 x 8 IN
2 3/4 HEIGHT



8 x 12 IN
2 3/4 HEIGHT



DISCOVER PAVERS in Majestic,
ELEMENTS Paving Stones (4x8) in Vision



DISCOVER PAVERS in Majestic,
ELEMENTS Paving Stones (4x8) in Vision,
CREST Bullnose Pavers in Vision

The color photos shown in this catalog were prepared with careful attention to accuracy. However, colors shown may vary from actual hues and should only be used as a guide. Refer to actual product samples for final color selection. Because concrete units are manufactured with high quality, naturally-mined aggregates and materials, variations in color or shading should be expected in products that are manufactured at different times and in units having different shapes. This color or shading variation is acceptable in the industry.

Grand DISCOVER

Grand DISCOVER PAVERS® offer a smooth, sought-after surface texture in larger paving stone sizes. Manufactured as a three-piece module, these pavers can be used alone or melded with compatible pavers to create one-of-a-kind installations.




DISCOVER
more about this product



Colors


Colors shown may vary from actual hues.

SOLID



VISION

BLENDED



INTENTION



ENLIGHTEN




TIMELESS




SERENITY



ALLURE



MAJESTIC



EXALT



Grand DISCOVER PAVERS in Majestic

Sizes and Dimensions

EACH PALLET LAYER INCLUDES ALL SIZES.


8 x 16 IN
2 3/4" HEIGHT




16 x 16 IN
2 3/4" HEIGHT



16 x 24 IN
2 3/4" HEIGHT



Grand DISCOVER PAVERS in Enlighten



Grand DISCOVER PAVERS in Allure



Grand DISCOVER PAVERS in Allure and ELEMENTS Paving Stones in Reflection

Grand DISCOVER

Elevated Elegance: A three-tiered patio

Using Grand DISCOVER PAVERS in color Allure and ELEMENTS Paving Stones in Reflection, this three-tiered patio seating area offers a captivating blend of functionality and aesthetics, providing the perfect backdrop for outdoor relaxation and entertainment.



Grand DISCOVER PAVERS in Allure

PRODUCTS
Grand DISCOVER PAVERS®
and ELEMENTS™ Paving Stones

COLORS
Allure and Reflection

LOCATION
Minnesota



Grand DISCOVER PAVERS in Allure



Grand DISCOVER PAVERS in Allure

EXPLORE
Project Profile
countymaterials.com



Grand XL DISCOVER


Grand XL DISCOVER PAVERS® offer a smooth, sought-after surface texture in extra-large, long units. These pavers can be used alone or melded with compatible pavers to create one-of-a-kind installations.



Dimensions

SOLD ON INDIVIDUAL PALLETS.


16 x 32 IN
2 3/4" HEIGHT



Colors


Colors shown may vary from actual hues.

SOLID




VISION

BLENDED



ALLURE



MAJESTIC



ENLIGHTEN



TIMELESS

DISCOVER
more about this product



Grand XL DISCOVER PAVERS in Allure



Grand XL DISCOVER PAVERS in Allure, ELEMENTS Paving Stones (4x8) in Vision and Reflection



Grand XL DISCOVER PAVERS in Allure, ELEMENTS Paving Stones (4x8) in Reflection and Vision

The color photos shown in this catalog were prepared with careful attention to accuracy. However, colors shown may vary from actual hues and should only be used as a guide. Refer to actual product samples for final color selection. Because concrete units are manufactured with high quality, naturally-mined aggregates and materials, variations in color or shading should be expected in products that are manufactured at different times and in units having different shapes. This color or shading variation is acceptable in the industry.



Grand XL DISCOVER PAVERS in Allure, and ELEMENTS Paving Stones (8x16) in Reflection




Grand XL DISCOVER PAVERS in Allure, ELEMENTS Paving Stones (8x16) in Reflection, Tribute Smooth Wall System in Reflection

Grand XL DISCOVER

Backyard Retreat

Peaceful and Functional Gathering Spaces

It's easy to escape the chaos of daily life in this backyard haven. A pool takes center stage in this patio built with Grand XL DISCOVER PAVERS, surrounded by a variety of lounging and dining areas to meet any occasion. Around the pool, a narrow border made with ELEMENTS Paving Stones subtly separates the pool from the gathering spaces and draws attention to the edge of a recessed portion of the patio. A Tribute Smooth Wall System along two sides of the patio defines the back edge of the pool area and provides effective erosion control.



Grand XL DISCOVER PAVERS in Allure, ELEMENTS Paving Stones (8x16) in Reflection, Tribute Smooth Wall System in Reflection



Grand XL DISCOVER PAVERS in Allure, ELEMENTS Paving Stones (8x16) in Reflection, and Tribute Smooth Wall Systems

PRODUCTS

Grand XL DISCOVER PAVERS®, ELEMENTS™ Paving Stones (8x16), and Tribute® Smooth Wall Systems

COLORS

Allure and Reflection

LOCATION

Minnesota

EXPLORE

Project Profile
countymaterials.com



Grand XL DISCOVER PAVERS in Allure and ELEMENTS Paving Stones (8x16) in Reflection

DISCOVER
more about this product



Grand FUSION

Grand FUSION PAVERS™ bring a new level of interest and refinement to concrete pavers by combining two distinct textures into one module. Inspired by textures found in the home, Grand FUSION PAVERS fuse the aesthetic of a structured surface, with alternating fields that replicate pebbled leather and striated textiles, and the enhanced performance of exterior concrete. Grand FUSION PAVERS are larger in size and feature contemporary textures.



Grand FUSION PAVERS in Exalt, ELEMENTS Paving Stones (4x8) in Vision and (8x16) in Reflection, ELEMENTS Paving Stones (8x16) in Reflection



Grand FUSION PAVERS in Exalt, ELEMENTS Paving Stones (4x8) in Vision and Beckon

Colors

Colors shown may vary from actual hues.

SOLID




VISION




BECKON

BLEND



INTENTION



EXALT

Sizes and Dimensions

EACH PALLET LAYER INCLUDES ALL SIZES.

8 x 16 IN
2 3/4 HEIGHT



16 x 16 IN
2 3/4 HEIGHT



16 x 24 IN
2 3/4 HEIGHT



Grand FUSION PAVERS in Intention

The color photos shown in this catalog were prepared with careful attention to accuracy. However, colors shown may vary from actual hues and should only be used as a guide. Refer to actual product samples for final color selection. Because concrete units are manufactured with high quality, naturally-mined aggregates and materials, variations in color or shading should be expected in products that are manufactured at different times and in units having different shapes. This color or shading variation is acceptable in the industry.



Grand FUSION PAVERS in Vision,
ELEMENTS Paving Stones in Reflection
and Grand CREST Bullnose Pavers

Grand FUSION

Poolside Patio with Contemporary Textures

Step into an inviting backyard oasis featuring a pool, bar, lounge areas, and intimate gathering spaces. The alternating surface textures of Grand FUSION PAVERS in Vision provide a contemporary aesthetic. Decorative border details with ELEMENTS Paving Stones in Reflection add visual interest and call attention to the step at the edge of the covered porch, enhancing safety.

PRODUCTS

Grand FUSION PAVERS™,
and ELEMENTS™ Paving Stones

COLORS

Vision and Reflection

LOCATION

Nebraska



Grand FUSION PAVERS in Vision and
ELEMENTS Paving Stones in Reflection

EXPLORE
Project Profile
countymaterials.com



Grand FUSION PAVERS in Vision

DISCOVER
more about this product



Grand TRANQUILITY in Timeless


Sizes and Dimensions

EACH PALLET LAYER INCLUDES ALL SIZES.


8 x 16 IN
2 3/4" HEIGHT



16 x 16 IN
2 3/4" HEIGHT



16 x 24 IN
2 3/4" HEIGHT



Grand TRANQUILITY


Grand TRANQUILITY PAVERS® form clean lines for a refined expression of style. Each paver is manufactured to withstand everyday use and offers visual appeal with a subtle surface texture.




Colors

Colors shown may vary from actual hues.

BLENDED



ALLURE



MAJESTIC



ENLIGHTEN




TIMELESS




Grand TRANQUILITY in Timeless, INFLUENCE PAVERS in Vision, VANTAGE PAVERS (4x8) in Reflection, ELEMENTS (4x8) Paving Stones in Vision, ELEMENTS (8x18) in Reflection, Unity Landscape Units in Timeless, Passageways Step Units in Reflection



Grand TRANQUILITY in Timeless, INFLUENCE PAVERS in Vision, ELEMENTS (4x8) Paving Stones in Vision, ELEMENTS Paving Stones (8x18) in Reflection



Grand TRANQUILITY PAVERS in Majestic, ELEMENTS Paving Stones (4x8) in Vision and Reflection



Grand TRANQUILITY PAVERS in Majestic, ELEMENTS Paving Stones (4x8) in Reflection

Grand TRANQUILITY


Evergreen Estate

A Lush Hideaway

A fire feature, waterslide, and fountain form a dramatic focal point at the center of this lush pool deck and outdoor living area. Grand TRANQUILITY PAVERS in Majestic surround the pool deck and form a walkway that winds through elevated gardens. A contrasting two-color border defines the edge of the pool deck. Concrete pavers withstand heavy traffic and freeze-thaw cycles, making them the perfect backdrop for inspiring outdoor spaces.



Grand TRANQUILITY PAVERS in Majestic, ELEMENTS Paving Stones (4x8) in Vision and Reflection



PRODUCTS

Grand TRANQUILITY PAVERS® and ELEMENTS™ Paving Stones (4x8)

COLORS

Majestic, Vision, and Reflection

LOCATION

Illinois



Grand TRANQUILITY PAVERS in Majestic, ELEMENTS Paving Stones (4x8) in Vision and Reflection


EXPLORE
Project Profile
countymaterials.com



Grand TRANQUILITY PAVERS in Majestic, ELEMENTS Paving Stones (4x8) in Vision and Reflection

ELEMENTS

ELEMENTS™ Paving Stones offer a clean aesthetic with their smooth surface and slightly chamfered edges. Stones can be used alone or melded with compatible pavers to create one-of-a-kind installations.



Colors

Colors shown may vary from actual hues.

SOLID



VISION (4X8 & 8X16) BECKON (4X8 & 8X16) REFLECTION (4X8 & 8X16)

BLENDED



ALLURE (4X8 ONLY) MAJESTIC (4X8 ONLY) ENLIGHTEN (4X8 ONLY) TIMELESS (4X8 ONLY) SERENITY (4X8 & 8X16)



Grand DISCOVER PAVERS in Enlighten, ELEMENTS Paving Stones (4x8) in Beckon, ELEMENTS Paving Stones (8x16) in Vision



Sizes and Dimensions

EACH SIZE IS SOLD ON INDIVIDUAL PALLETS.

4 x 8 IN
2 3/4" HEIGHT



8 x 16 IN
2 3/4" HEIGHT



DISCOVER
more about this product



ELEMENTS (4x8) Paving Stones in Timeless, ELEMENTS (8x16) Paving Stones in Beckon, VANTAGE PAVERS in Timeless.



ELEMENTS Paving Stones (4x8) in Reflection and Vision, Grand XL DISCOVER in Allure



ELEMENTS Paving Stones (4x8) in Reflection and Vision, Grand XL DISCOVER in Allure, Passageways Step Units in Reflection, Tribute Smooth Wall System in Reflection


The color photos shown in this catalog were prepared with careful attention to accuracy. However, colors shown may vary from actual hues and should only be used as a guide. Refer to actual product samples for final color selection. Because concrete units are manufactured with high quality, naturally-mined aggregates and materials, variations in color or shading should be expected in products that are manufactured at different times and in units having different shapes. This color or shading variation is acceptable in the industry.

DISCOVER
more about this product



GLOW PATH

Glow Path Technology™ enhances the safety and aesthetics of residential, commercial, and municipal paver applications by providing subtle illumination that lasts up to 8 hours. From creating striking pool deck accents to improving usage of frequently used pathways, the possibilities of luminescent technology are limitless.



ELEMENTS Paving Stones (4x8) with Glow Path Technology in Vision and Reflection

ELEMENTS™ Paving Stone with Glow Path Technology™

Sizes and Dimensions

4 x 8 IN
2 3/4 HEIGHT



Colors (4x8)

Colors shown may vary from actual hues.

SOLID



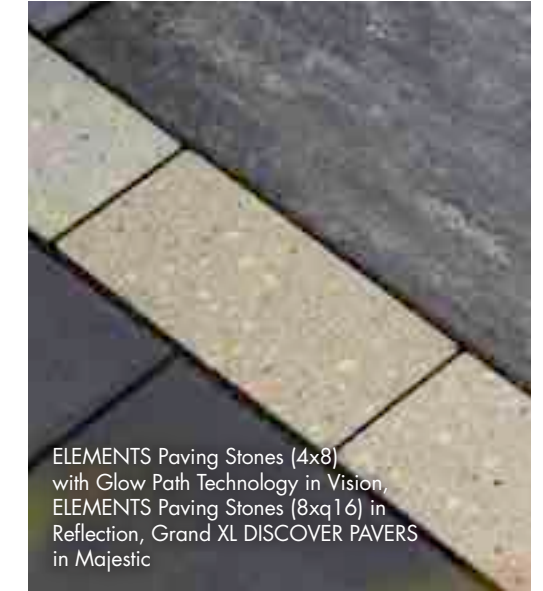
VISION



REFLECTION



ELEMENTS Paving Stones (4x8) with Glow Path Technology in Vision, Grand DISCOVER PAVERS in Timeless

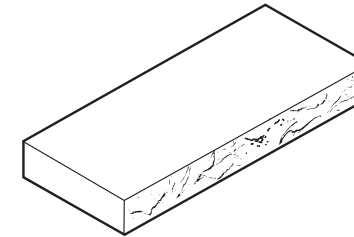


ELEMENTS Paving Stones (4x8) with Glow Path Technology in Vision, ELEMENTS Paving Stones (8xq 16) in Reflection, Grand XL DISCOVER PAVERS in Majestic

Passageways Step Dimensions

EACH SIZE IS SOLD ON INDIVIDUAL PALLET.

20 x 48 IN
6 HEIGHT



Colors (Step)

Colors shown may vary from actual hues.


SOLID



VISION



REFLECTION



Passageway Step Units with Glow Path Technology in Reflection, Tribute Smooth Wall Systems in Timeless, Smooth Rectangle Cap in Reflection, Grand DISCOVER PAVERS in Timeless, ELEMENTS Paving Stones (4x8) in Reflection

The color photos shown in this catalog were prepared with careful attention to accuracy. However, colors shown may vary from actual hues and should only be used as a guide. Refer to actual product samples for final color selection. Because concrete units are manufactured with high quality, naturally-mined aggregates and materials, variations in color or shading should be expected in products that are manufactured at different times and in units having different shapes. This color or shading variation is acceptable in the industry.

DESTINATION

DESTINATION PAVERS® are offered in nine sizes that fit together seamlessly and afford unlimited design freedom. This versatility allows for simple or dramatic combinations that blend well with other paver accents to become the quintessential focal point of any property.



DISCOVER
more about this product

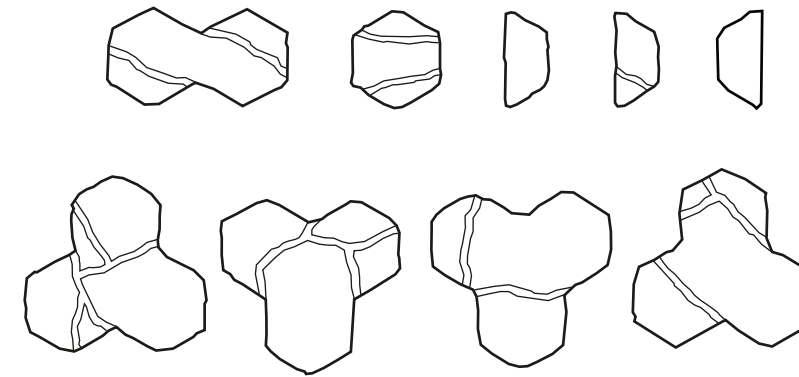


DESTINATION PAVERS in Intention

Sizes and Dimensions

EACH PALLET LAYER INCLUDES ALL SIZES.


Depth and Length vary.
2 3/4" HEIGHT



Colors

Colors shown may vary from actual hues.

BLENDED



INTENTION



TIMELESS



DESTINATION PAVERS in Intention, Grand DISCOVER PAVERS in Timeless, ELEMENTS Paving Stones (4x8) in Reflection, Tribute Smooth Wall Systems in Timeless



DESTINATION PAVERS in Intention

The color photos shown in this catalog were prepared with careful attention to accuracy. However, colors shown may vary from actual hues and should only be used as a guide. Refer to actual product samples for final color selection. Because concrete units are manufactured with high quality, naturally-mined aggregates and materials, variations in color or shading should be expected in products that are manufactured at different times and in units having different shapes. This color or shading variation is acceptable in the industry.

PRODUCTS | PAVERS

INFLUENCE

INFLUENCE PAVERS® feature crisp edges and a clean linear feel. Their five plank-style shapes minimize joint lines and lend themselves to invent interesting patterns using different color combinations.



DISCOVER
more about this product



INFLUENCE PAVERS in Vision, ELEMENTS Paving Stones (8x16) in Reflection, ELEMENTS Paving Stones (4x8) in Vision, Grand TRANQUILITY in Timeless, Unity Landscape Units in Timeless with Smooth Cap in Reflection

SPECIAL ORDER PRODUCT, CALL FOR AVAILABILITY



INFLUENCE PAVERS in Vision, ELEMENTS Paving Stones (8x16) in Reflection, ELEMENTS Paving Stones (4x8) in Vision, Grand TRANQUILITY in Timeless

Sizes and Dimensions

EACH PALLET LAYER INCLUDES ALL SIZES.


5 3/4 x 9 11/16 IN 5 3/4 x 11 5/8 IN 5 3/4 x 13 5/8 IN 5 3/4 x 17 1/2 IN 5 3/4 x 19 1/2 IN
3 1/8 HEIGHT 3 1/8 HEIGHT 3 1/8 HEIGHT 3 1/8 HEIGHT 3 1/8 HEIGHT



INFLUENCE PAVERS in Majestic



INFLUENCE PAVERS in Vision, ELEMENTS Paving Stones (8x16) in Reflection, VANTAGE PAVERS (4x8) in Reflection



INFLUENCE PAVERS in Majestic

The color photos shown in this catalog were prepared with careful attention to accuracy. However, colors shown may vary from actual hues and should only be used as a guide. Refer to actual product samples for final color selection. Because concrete units are manufactured with high quality, naturally-mined aggregates and materials, variations in color or shading should be expected in products that are manufactured at different times and in units having different shapes. This color or shading variation is acceptable in the industry.

Aspect Ratio Disclaimer: County Materials unit "slab(s)" do not meet aspect ratio for vehicular application, as defined by CMHA standards. It is the responsibility and discretion of Buyer, Owner, Contractor, Architect, or Engineer to determine whether these unit "slab(s)" are suitable for the specific project. County Materials recommends consulting with a qualified professional to assess the suitability for the project. County Materials Corporation accepts no responsibility or liability for the use of unit "slab(s)" in a vehicular application.

ESSENCE

ESSENCE® Wood Grain Plank Pavers is available in five plank lengths to facilitate a linear laying pattern with a handcrafted effect. Every paver is manufactured with the unmatched durability of concrete with authentic looking grain and textures found in weathered wood.



DISCOVER
more about this product



Colors

Colors shown may vary from actual hues.

BLENDED



TIMELESS



PRIDE



ESSENCE Wood Grain Plank Pavers in Pride, INFLUENCE PAVERS in Reflection and Vision



ESSENCE Wood Grain Plank Pavers in Pride, INFLUENCE PAVERS in Reflection and Vision



ESSENCE Wood Grain Plank Pavers in Pride, INFLUENCE PAVERS in Reflection and Vision

Sizes and Dimensions

EACH PALLET LAYER INCLUDES ALL SIZES.

$5 \frac{3}{4} \times 9 \frac{11}{16}$ IN	$5 \frac{3}{4} \times 11 \frac{5}{8}$ IN	$5 \frac{3}{4} \times 13 \frac{5}{8}$ IN	$5 \frac{3}{4} \times 17 \frac{1}{2}$ IN	$5 \frac{3}{4} \times 19 \frac{1}{2}$ IN
$3 \frac{1}{8}$ HEIGHT	$3 \frac{1}{8}$ HEIGHT	$3 \frac{1}{8}$ HEIGHT	$3 \frac{1}{8}$ HEIGHT	$3 \frac{1}{8}$ HEIGHT



ESSENCE Wood Grain Plank Pavers in Pride, INFLUENCE PAVERS in Reflection and Vision

The color photos shown in this catalog were prepared with careful attention to accuracy. However, colors shown may vary from actual hues and should only be used as a guide. Refer to actual product samples for final color selection. Because concrete units are manufactured with high quality, naturally-mined aggregates and materials, variations in color or shading should be expected in products that are manufactured at different times and in units having different shapes. This color or shading variation is acceptable in the industry.

SKYLANDS

SKYLANDS™ Concrete Deck Pavers are used to create rooftop patios, span outdoor entertainment areas, and can be installed as stepping-stones for unique paths. Using pedestals, Skylands pavers turn pitched or uneven surfaces into useful living areas.




DISCOVER
more about this product



Dimensions

SOLD ON
INDIVIDUAL PALLETS.


23 ¹³/₁₆ x 23 ¹³/₁₆ IN
2 HEIGHT




Colors

Colors shown may vary from actual hues.

SOLID



VISION



DREAM




REFLECTION


BLENDED



TIMELESS



MAJESTIC



The color photos shown in this catalog were prepared with careful attention to accuracy. However, colors shown may vary from actual hues and should only be used as a guide. Refer to actual product samples for final color selection. Because concrete units are manufactured with high quality, naturally-mined aggregates and materials, variations in color or shading should be expected in products that are manufactured at different times and in units having different shapes. This color or shading variation is acceptable in the industry.

DISCOVER
more about this product



H₂O PRO

H₂O PRO® Permeable Pavers are an effective storm water management solution. Their 3 1/8" (80 mm) thickness withstands heavy low speed vehicular loads, making them a suitable option for driveways, walkways, and parking lots.



H₂O PRO Permeable Pavers in Timeless

Color (4x8)

Colors shown may vary from actual hues.

SOLID

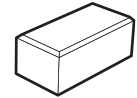


REFLECTION

Dimensions

SOLD ON
INDIVIDUAL PALLETS.

4 x 8 IN
3 1/8" HEIGHT




Colors (All Sizes)

Colors shown may vary from actual hues.

BLENDED



TIMELESS

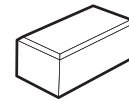


MAJESTIC

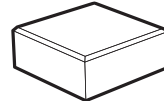
Sizes and Dimensions

SOLD ON INDIVIDUAL PALLETS.

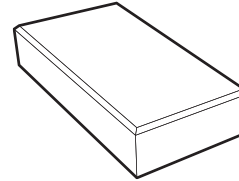
4 x 8 IN
3 1/8" HEIGHT



8 x 8 IN
3 1/8" HEIGHT



8 x 16 IN
3 1/8" HEIGHT



REJUVENATE®

REJUVENATE™ Permeable Pavers combine functionality and design. The pavers' uniform shape optimizes installation speed and can be machine laid.

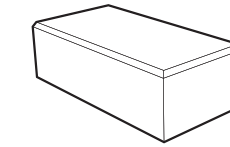


REJUVENATE Permeable Pavers in Majestic

Sizes and Dimensions

SOLD ON
INDIVIDUAL PALLETS.

5 x 10 IN
3 1/8" HEIGHT



SPECIAL ORDER PRODUCT,
CALL FOR AVAILABILITY

DISCOVER
more about this product



H₂O Pro Permeable Pavers in Timeless

Permeable Interlocking Concrete Pavers

Permeable pavers are increasingly gaining the attention of media, builders, and property owners alike because of growing efforts to effectively manage storm water in municipalities and watershed districts across the country.



CONCRETE
**MASONRY &
HARDSCAPES**
ASSOCIATION

Refer to the Interlocking Concrete Pavement Institute's Guide Specification for additional information on Permeable Interlocking Concrete Pavers.

H₂O Pro® Pavers and Rejuvenate™ Permeable Pavers

Permeable concrete pavers are designed to direct storm water through paver joints, directly into the ground. These paver systems can help improve water quality by capturing contaminants and suspended solids typically found in storm water and filtering them through layers of aggregates. Permeable pavers help maximize land use, as they can replace traditional retention and detention ponds.



REJUVENATE Permeable Pavers in Timeless

WALL SYSTEMS

Wall Systems, Freestanding,
Retaining Walls, Columns & Caps

80 Tribute® Wall Systems

82 Tribute® Smooth Wall Systems

86 Tribute® Splitface Wall Systems

88 Unity™ Landscape Units

90 Summit Stone® Landscape Units

92 Winston® Straight Retaining Wall System

94 Winston® Tri-Split Retaining Wall System

96 Integrity™ Retaining Wall System

98 County Block® Retaining Wall System

100 Rib Rock™ Landscape Block


102 MagnumStone Retaining Wall System

104 Wall & Pillar Caps

Tribute Smooth Retaining Wall System in Reflection,
Grand XL DISCOVER PAVERS in Allure,
Grand DISCOVER PAVERS in Allure,
ELEMENTS Paving Stones (4x8) in Vision and Reflection,
Passageways Step Units in Reflection

TRIBUTE WALL SYSTEMS

Tribute® Wall Systems are versatile and showcase robust blocks with multiple pin grooves on their top surfaces, offering an array of possibilities for both retaining and freestanding walls. With matching caps and corner pieces, these systems are ideal for crafting functional seating walls in gathering spaces, sturdy retaining walls and add a touch of refinement to walkway columns and various other creative landscape elements.



Tribute Smooth Wall System in Reflection, Passageways Step Units in Reflection, Grand XL DISCOVER PAVERS in Allure, ELEMENTS Pavers (4x8) in Vision and Reflection



Tribute Splitface Wall Systems in Graphite, Splitface Trapezoidal Caps in Graphite, DISCOVER PAVERS in Timeless and Reflection



Tribute Retaining Wall Systems in Timeless, Smooth Rectangle Caps in Reflection, Grand DISCOVER PAVERS in Timeless, ELEMENTS Paving Stones (4x8) in Reflection and Vision, Passageway Step Units in Reflection, Wetcast Caps in Reflection



Tribute Smooth Wall System in Enlighten, PRESTIGE Coping Pavers in Quiet Beach, Grand DISCOVER PAVERS in Enlighten, ELEMENTS Paving Stones (4x8) in Vision and Beckon



Tribute Splitface Wall System in Silvertone, Grand DISCOVER PAVERS in Allure



Tribute Smooth Wall System in Reflection, Grand XL DISCOVER PAVERS in Allure, Grand DISCOVER PAVERS in Allure, ELEMENTS Paving Stones (4x8) in Vision and Reflection

The color photos shown in this catalog were prepared with careful attention to accuracy. However, colors shown may vary from actual hues and should only be used as a guide. Refer to actual product samples for final color selection. Because concrete units are manufactured with high quality, naturally-mined aggregates and materials, variations in color or shading should be expected in products that are manufactured at different times and in units having different shapes. This color or shading variation is acceptable in the industry.

DISCOVER
more about this product



TRIBUTE SMOOTH

Tribute® Smooth Wall Systems offer a clean aesthetic. Featuring solid blocks multiple pin grooves on the top surface, these units allow a combination of retaining and freestanding wall options.




Tribute Smooth Wall Systems in Timeless, ELEMENTS Paving Stones (4x8) in Vision and Reflection, Grand DISCOVER PAVERS in Timeless


Colors

Colors shown may vary from actual hues.

SOLID




VISION



REFLECTION


BLENDED



ALLURE



MAJESTIC




ENLIGHTEN



TIMELESS



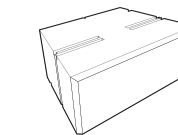
Grand DISCOVER PAVERS in Allure, ELEMENTS Paving Stones (4x8) in Reflection, Tribute Smooth Wall System in Vision and Reflection



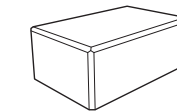
Tribute Smooth Wall Systems in Timeless, PRESTIGE Coping Pavers in Galaxy, Grand DISCOVER PAVERS in Allure, ELEMENTS Paving Stones in Reflection

Sizes and Dimensions

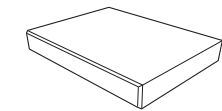
Full Unit
(Front & back finish)
10 1/8 x 16 IN
6 HEIGHT



Corner / Column Unit
(4 sides finish)
10 1/8 x 15 5/8 IN
6 HEIGHT



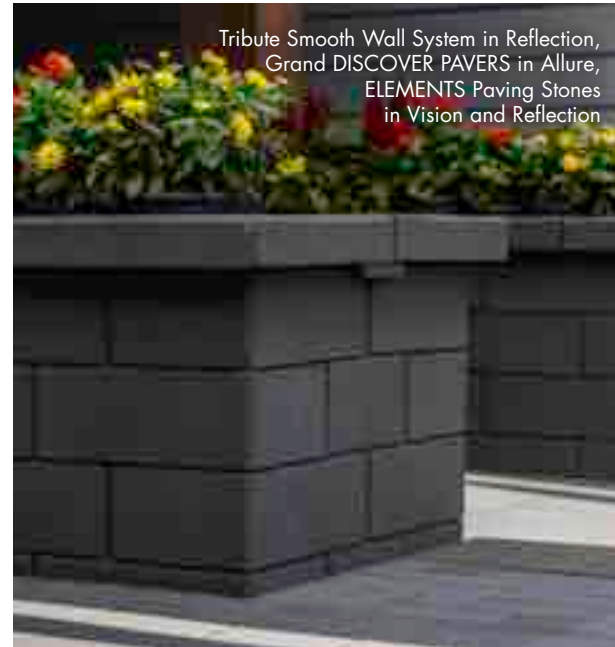
Compatible Caps
on page 104



The color photos shown in this catalog were prepared with careful attention to accuracy. However, colors shown may vary from actual hues and should only be used as a guide. Refer to actual product samples for final color selection. Because concrete units are manufactured with high quality, naturally-mined aggregates and materials, variations in color or shading should be expected in products that are manufactured at different times and in units having different shapes. This color or shading variation is acceptable in the industry.



Tribute Smooth Wall System in Reflection,
Grand XL DISCOVER PAVERS in Allure,
ELEMENTS Paving Stones (4x8)
in Vision and Reflection,
Passageways Step Units
in Reflection



Tribute Smooth Wall System in Reflection,
Grand DISCOVER PAVERS in Allure,
ELEMENTS Paving Stones (4x8)
in Vision and Reflection

Bliss on the River Bluff

Built into a steep river bluff, this multi-level terrace makes the most of challenging terrain with the Tribute Smooth Retaining Wall system. Retaining and freestanding walls form planter boxes, staircase columns, and multi-tiered walls that stabilize steep slopes. The clean lines and crisp wall caps in the same color as the patio border create a refined aesthetic.



TRIBUTE SMOOTH



Tribute Smooth Wall System in Reflection,
Grand XL DISCOVER PAVERS in Allure,
ELEMENTS Paving Stones (4x8)
in Vision and Reflection

PRODUCTS

Tribute® Smooth Wall System,
Grand DISCOVER PAVERS®,
Grand XL DISCOVER PAVERS®,
ELEMENTS™ Paving Stones (4x8),
and Passageways® Step Units

COLORS

Allure, Vision,
and Reflection

LOCATION

Wisconsin

EXPLORE

Project Profile
countymaterials.com



Tribute Smooth Wall System in Reflection,
Grand DISCOVER PAVERS in Allure,
Grand XL DISCOVER PAVERS in Allure,
ELEMENTS Paving Stones (4x8)
in Vision and Reflection

Tribute Smooth Wall System in Reflection,
Grand XL DISCOVER in Allure,
ELEMENTS Paving Stones (4x8) in Vision and Reflection

PRODUCTS | FREESTANDING


UNITY

Unity™ Landscape Units offer a smooth linear aesthetic and are ideal for constructing custom outdoor living features, including fireplaces, kitchens, built-in grills, seat walls, pillars, and more.


Colors

Colors shown may vary from actual hues.

SOLID




VISION




REFLECTION


BLENDED




ALLURE



MAJESTIC



ENLIGHTEN



TIMELESS



Unity Landscape Units in Vision, Grand DISCOVER PAVERS in Allure, Grand XL DISCOVER PAVERS in Allure, ELEMENTS Paving Stones (4x8) in Beckon



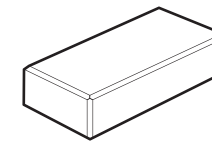
Unity Landscape Units in Timeless, Passageways Step Units in Reflection



Unity Landscape Units in Enlighten, Grand DISCOVER PAVERS in Enlighten, ELEMENTS Paving Stones (4x8) in Vision and Beckon

Dimensions

Rectangular
(All sides finish)
9 x 18 IN
4 HEIGHT



Compatible Caps on page 104

DISCOVER
more about this product



Unity Landscape Units in Majestic

The color photos shown in this catalog were prepared with careful attention to accuracy. However, colors shown may vary from actual hues and should only be used as a guide. Refer to actual product samples for final color selection. Because concrete units are manufactured with high quality, naturally-mined aggregates and materials, variations in color or shading should be expected in products that are manufactured at different times and in units having different shapes. This color or shading variation is acceptable in the industry.

SUMMIT STONE

Summit Stone® Landscape Units' dimensional shape and multiple unit sizes make them ideal for constructing custom outdoor living features, including fireplaces, kitchens, built-in grills, seat walls, pillars, and more.

Colors

Colors shown may vary from actual hues.

SMOOTH - SOLID



VISION BECKON REFLECTION

SMOOTH - BLENDED



ENLIGHTEN TIMELESS MAJESTIC

TUMBLED - SOLID



VISION BECKON REFLECTION

TUMBLED - BLENDED



TIMELESS TIMELESS MAJESTIC

DISCOVER
more about this product



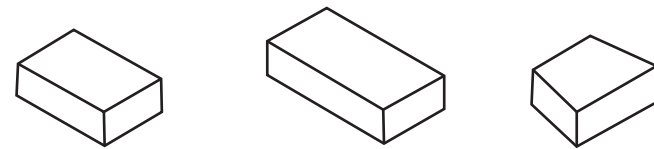
Summit Stone Landscape Units in Timeless and Beckon, Grand DISCOVER PAVERS in Timeless, ELEMENTS Paving Stone in Beckon



Summit Stone Landscape Units in Timeless, Grand DISCOVER PAVERS in Timeless

Sizes and Dimensions


Medium 7 1/4 x 10 7/8 IN 3 5/8 HEIGHT	Large 7 1/4 x 14 1/2 IN 3 5/8 HEIGHT	Tapered 7 1/4 x 9 7/8 IN 3 5/8 HEIGHT
--	---	--



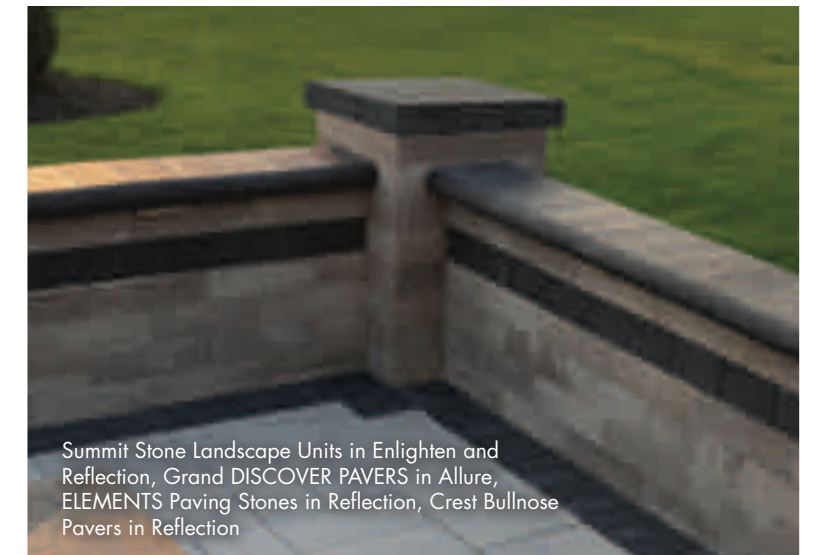
Compatible Caps on page 104



Summit Stone Landscape Units in Enlighten and Vision, Wetcast Cap in Vision



Summit Stone Landscape Units in Enlighten and Vision, Grand DISCOVER PAVERS in Allure, ELEMENTS Paving Stones in Reflection



Summit Stone Landscape Units in Reflection, Grand DISCOVER PAVERS in Reflection, Crest Bullnose Pavers in Reflection

The color photos shown in this catalog were prepared with careful attention to accuracy. However, colors shown may vary from actual hues and should only be used as a guide. Refer to actual product samples for final color selection. Because concrete units are manufactured with high quality, naturally-mined aggregates and materials, variations in color or shading should be expected in products that are manufactured at different times and in units having different shapes. This color or shading variation is acceptable in the industry.

WINSTON STRAIGHT

Winston® Straight Retaining Wall System is manufactured with a rear lip, forming a setback design for simplified installations.



Winston Straight Retaining Wall System in Canyon Brown, Splitface Rectangle Cap in Canyon Brown, Passageways Step Units in Vision, ESSENCE Wood Grain Plank Pavers in Pride, ELEMENTS Paving Stones (4x8) in Vision

Colors

Colors shown may vary from actual hues.

SOLID



GRAY*

DISCOVER
more about this product



BLENDED



SILVERTONE



GRAPHITE



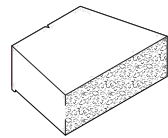
CANYON BROWN*



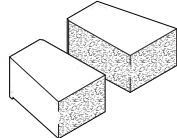
TIMELESS

Sizes and Dimensions


Full Unit
(Front finish)
12 x 17 1/2 IN
6 HEIGHT




Corner
(Front and corner finish)
8 3/4 x 12 IN
6 HEIGHT



Compatible Caps
on page 104



Winston Straight Retaining Wall System in Silverstone, Splitface Rectangle Cap in Silvertone, Grand DISCOVER PAVERS in Timeless, ELEMENTS Paving Stones (4x8) in Vision and Reflection



Winston Straight Retaining Wall System in Silverstone, Splitface Rectangle Cap in Silvertone, Grand DISCOVER PAVERS in Timeless, ELEMENTS Paving Stones (4x8) in Vision and Reflection

The color photos shown in this catalog were prepared with careful attention to accuracy. However, colors shown may vary from actual hues and should only be used as a guide. Refer to actual product samples for final color selection. Because concrete units are manufactured with high quality, naturally-mined aggregates and materials, variations in color or shading should be expected in products that are manufactured at different times and in units having different shapes. This color or shading variation is acceptable in the industry.

WINSTON TRI-SPLIT

Winston® Tri-Split Retaining Wall System offers traditional aesthetic and feature a rear lip system, forming a setback design for simplified installations.



Winston Tri-split Retaining Wall System in Gray, Splitface Trapezoidal Cap in Gray

Colors

Colors shown may vary from actual hues.

SOLID



GRAY*

BLENDED



SILVERTONE



CANYON BROWN*

DISCOVER more about this product

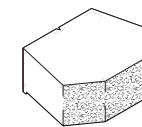


Winston Tri-split Retaining Wall System in Gray

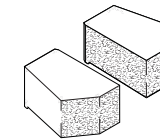


Sizes and Dimensions


Full Unit
(Front finish)
12 x 16 IN
6 HEIGHT



Corner
(Front and corner finish)
12 x 8 IN
6 HEIGHT



Compatible Caps
on page 104



Winston Tri-split Retaining Wall System in Custom Color, Splitface Trapezoidal Cap in Custom Color

The color photos shown in this catalog were prepared with careful attention to accuracy. However, colors shown may vary from actual hues and should only be used as a guide. Refer to actual product samples for final color selection. Because concrete units are manufactured with high quality, naturally-mined aggregates and materials, variations in color or shading should be expected in products that are manufactured at different times and in units having different shapes. This color or shading variation is acceptable in the industry.

INTEGRITY

Integrity® Retaining Wall System is a practical solution for challenging applications, including multi-level terraces and slope protection. The Integrity wall system is manufactured to ensure efficient installation, increased stability, and lasting durability.

Colors

Colors shown may vary from actual hues.

SOLID



GRAY*



BUFF


BLENDED



SILVERTONE*



GRAPHITE



HUSH



CANYON BROWN



TIMELESS

* Pricing may vary regionally.

DISCOVER
more about this product



Integrity Retaining Wall System in Canyon Brown, Splitface Rectangle Cap in Canyon Brown, ELEMENTS Paving Stones (4x8) in Reflection



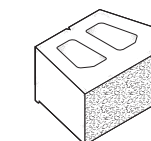
Integrity Retaining Wall System in Canyon Brown, Splitface Rectangle Cap in Canyon Brown, ELEMENTS Paving Stones (4x8) in Reflection



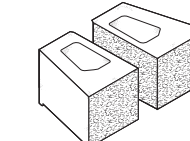
Integrity Retaining Wall System in Canyon Brown, Splitface Rectangle Caps in Canyon Brown, ELEMENTS Paving Stones (4x8) in Reflection, Crest Bullnose Pavers in Reflection

Sizes and Dimensions

Full Unit
(Front finish)
12 x 18 IN
8 HEIGHT



Corner
(Front and corner finish)
9 x 12 IN
8 HEIGHT



Compatible Caps
on page 104

The color photos shown in this catalog were prepared with careful attention to accuracy. However, colors shown may vary from actual hues and should only be used as a guide. Refer to actual product samples for final color selection. Because concrete units are manufactured with high quality, naturally-mined aggregates and materials, variations in color or shading should be expected in products that are manufactured at different times and in units having different shapes. This color or shading variation is acceptable in the industry.

COUNTY BLOCK

County Block® Retaining Wall System features a splitface finish and offer an ideal solution for planting beds, steps, or multi-level terraces.

Colors

Colors shown may vary from actual hues.

SOLID



GRAY

BLENDED



SILVERTONE



TIMELESS



SWISS MOCHA



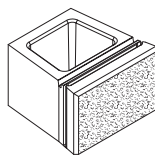
CANYON BROWN

DISCOVER
more about this product

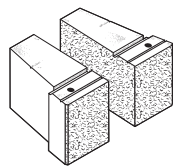


Sizes and Dimensions


Full Unit
(Front finish)
12 x 12 1/2 IN
7 5/8 HEIGHT



Corner
(Front and corner finish)
6 1/4 x 12 IN
7 5/8 HEIGHT




Compatible Caps
on page 104



County Block Retaining Wall System in Swiss Mocha, Splitface Rectangle Caps in Swiss Mocha



County Block Retaining Wall System in Swiss Mocha, Splitface Rectangle Caps in Swiss Mocha



County Block Retaining Wall System in Swiss Mocha, Splitface Rectangle Caps in Swiss Mocha

The color photos shown in this catalog were prepared with careful attention to accuracy. However, colors shown may vary from actual hues and should only be used as a guide. Refer to actual product samples for final color selection. Because concrete units are manufactured with high quality, naturally-mined aggregates and materials, variations in color or shading should be expected in products that are manufactured at different times and in units having different shapes. This color or shading variation is acceptable in the industry.

RIB ROCK

Rib Rock™ Retaining Wall System can easily construct walls from 6 to 20 feet high with additional site-specific engineering. Each block is manufactured with an interlocking design for simplified installation and enhanced security.

STANDARD FINISHES



Dry Stack Texture



Rough Texture

DISCOVER
more about this product



Rib Rock Retaining Wall System
in Dry Stack

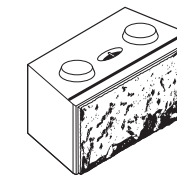


Rib Rock Retaining Wall System in Dry Stack

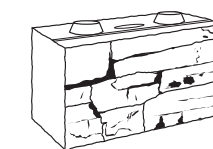
Sizes and Dimensions

SPECIAL ORDER ROUGH TEXTURE PRODUCT, CALL FOR AVAILABILITY

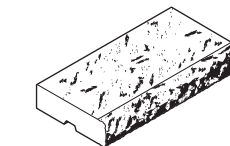
Rough Texture
(Front finish)
23 x 48 IN
24 HEIGHT



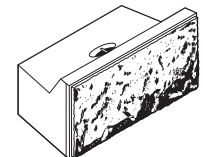
Dry Stack Texture
(Front finish)
23 x 48 IN
24 HEIGHT



Rib Rock Cap
(Front and top finish)
25 x 48 IN
7 HEIGHT



Top Block
(Front finish)
23 x 48 IN
24 HEIGHT



The color photos shown in this catalog were prepared with careful attention to accuracy. However, colors shown may vary from actual hues and should only be used as a guide. Refer to actual product samples for final color selection. Because concrete units are manufactured with high quality, naturally-mined aggregates and materials, variations in color or shading should be expected in products that are manufactured at different times and in units having different shapes. This color or shading variation is acceptable in the industry.

MAGNUMSTONE

MagnumStone® Retaining Wall

MagnumStone Retaining Walls utilize extenders to replace geogrid reinforcements by using a tongue-and-groove concrete system to meet or exceed the demands of engineers. This system reduces the massive footprint of traditional cantilevered gravity retaining walls and gives developers and owners greater use of land above the wall.



MagnumStone Retaining Wall



MagnumStone Retaining Wall

Sizes and Dimensions

Standard
(Front finish)
24 x 48 IN
24 HEIGHT



Standard Base
(Front finish)
24 x 48 IN
24 HEIGHT



Standard Top
(Front finish)
24 x 48 IN
24 HEIGHT



Half High
(Front finish)
23 x 48 IN
12 HEIGHT



Half High Base
(Front finish)
23 x 48 IN
12 HEIGHT



Half High Top
(Front finish)
23 x 48 IN
12 HEIGHT



2ft Extender
24 x 30 IN



4ft Extender
48 x 30 IN



Corner / End
(Side and Front finish)
8 x 2-4 IN
24 HEIGHT



Half Corner / End
(Side and Front finish)
9 x 3-4 IN
12 HEIGHT



Step / Cap
(Side and Front finish)
24 x 48 IN
6 HEIGHT



DISCOVER
more about this product



MagnumStone Retaining Wall



MagnumStone Retaining Wall

The color photos shown in this catalog were prepared with careful attention to accuracy. However, colors shown may vary from actual hues and should only be used as a guide. Refer to actual product samples for final color selection. Because concrete units are manufactured with high quality, naturally-mined aggregates and materials, variations in color or shading should be expected in products that are manufactured at different times and in units having different shapes. This color or shading variation is acceptable in the industry.

COPING

108 PRESTIGE™ Coping Pavers

110 Demi PRESTIGE™ Coping Pavers

112 Grand CREST™ Bullnose Pavers

PRODUCTS | COPING

PRESTIGE

PRESTIGE™ Coping Pavers, with its longer, bullnose shape, is uniquely suited for pool coping applications to finish pool edges with refined style. Units are also suitable for steps, freestanding wall caps, and more.

Colors

Colors shown may vary from actual hues.

SOLID



SEA SALT



QUIET BEACH



GALAXY



PRESTIGE Coping Pavers in Sea Salt, Unity Landscape Units in Enlighten, Grand DISCOVER in Enlighten, ELEMENTS Paving Stones (4x8) in Vision and Beckon




PRESTIGE Coping Pavers in Galaxy, Grand DISCOVER PAVERS in Majestic, ELEMENTS Paving Stones (4x8) in Vision

DISCOVER
more about this product



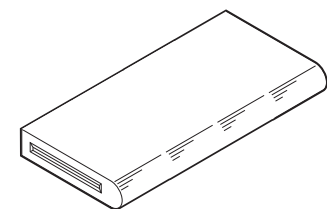
PRESTIGE Coping Pavers in Quiet Beach, Tribute Smooth Wall System in Enlighten, Grand DISCOVER in Enlighten, ELEMENTS Paving Stones (4x8) in Vision and Beckon



PRESTIGE Coping Pavers in Sea Salt, Grand XL DISCOVER PAVERS in Vision, ELEMENTS Paving Stones (4x8) in Vision and Reflection, Grand DISCOVER PAVERS in Majestic

Dimensions

Medium
14 x 24
2 3/4 HEIGHT



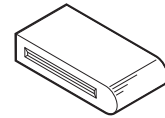
The color photos shown in this catalog were prepared with careful attention to accuracy. However, colors shown may vary from actual hues and should only be used as a guide. Refer to actual product samples for final color selection. Because concrete units are manufactured with high quality, naturally-mined aggregates and materials, variations in color or shading should be expected in products that are manufactured at different times and in units having different shapes. This color or shading variation is acceptable in the industry.

Demi PRESTIGE

Demi PRESTIGE™ Coping Pavers, with their longer, bullnose shape, are uniquely suited for pool coping applications to finish pool edges with refined style. Units are also suitable for steps, freestanding wall caps, and more.

Dimensions

Medium
8 x 14
2 3/4 HEIGHT



Colors

Colors shown may vary from actual hues.

SOLID



SEA SALT



QUIET BEACH




GALAXY

DISCOVER
more about this product



Demi Prestige Coping Pavers in Sea Salt, Grand DISCOVER PAVERS in Majestic, ELEMENTS Paving Stones (4x8) in Reflection and Vision



Demi Prestige Coping Pavers in Sea Salt, Grand DISCOVER PAVERS in Majestic, ELEMENTS Paving Stones (4x8) in Reflection and Vision



Demi Prestige Coping Pavers in Sea Salt, Grand DISCOVER PAVERS in Majestic, ELEMENTS Paving Stones (4x8) in Reflection and Vision

The color photos shown in this catalog were prepared with careful attention to accuracy. However, colors shown may vary from actual hues and should only be used as a guide. Refer to actual product samples for final color selection. Because concrete units are manufactured with high quality, naturally-mined aggregates and materials, variations in color or shading should be expected in products that are manufactured at different times and in units having different shapes. This color or shading variation is acceptable in the industry.

PRODUCTS | COPING

Grand CREST

Grand CREST™ Bullnose Pavers are the ideal finishing touch for steps, pillars, walls, and pool copings

Colors

Colors shown may vary from actual hues.

SOLID



VISION



REFLECTION

BLENDED



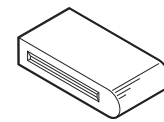
TIMELESS



MAJESTIC

Dimensions

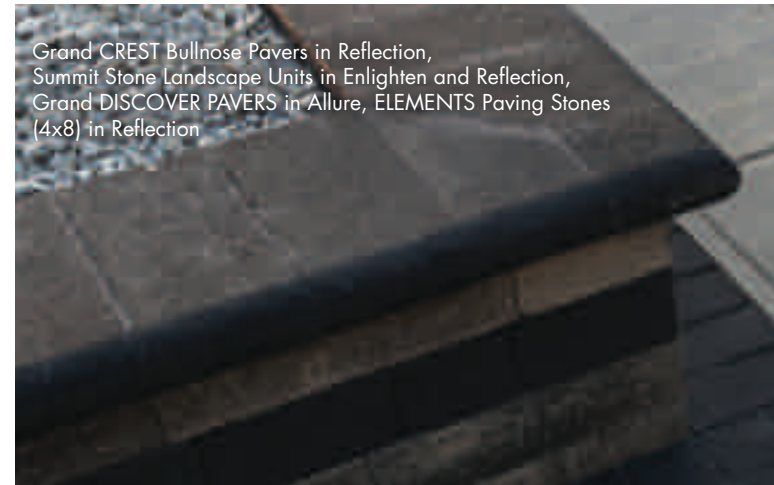
Medium
8 x 14
2 3/4 HEIGHT




DISCOVER
more about this product



Grand CREST Bullnose Pavers in Reflection, Summit Stone Landscape Units in Enlighten and Reflection



Grand CREST Bullnose Pavers in Reflection, Summit Stone Landscape Units in Enlighten and Reflection, Grand DISCOVER PAVERS in Allure, ELEMENTS Paving Stones (4x8) in Reflection



Grand CREST Bullnose Pavers in Reflection



Grand CREST Bullnose Pavers in Vision, Grand XL DISCOVER PAVERS in Enlighten



Grand CREST Bullnose Pavers in Vision, Grand XL DISCOVER PAVERS in Enlighten, ELEMENTS Paving Stones (4x8) in Vision



Grand DISCOVER PAVERS in Allure, ELEMENTS Paving Stones (4x8) in Reflection, Grand CREST Bullnose Pavers in Vision

The color photos shown in this catalog were prepared with careful attention to accuracy. However, colors shown may vary from actual hues and should only be used as a guide. Refer to actual product samples for final color selection. Because concrete units are manufactured with high quality, naturally-mined aggregates and materials, variations in color or shading should be expected in products that are manufactured at different times and in units having different shapes. This color or shading variation is acceptable in the industry.



STEP Units

116 Passageways® Step Units

118 Landscape Step Units

120 Oversize Landscape Step Units

Tribute Smooth Wall Systems in Timeless,
Smooth Rectangle Caps in Reflection,
Passageways Step Units in Reflection,
ELEMENTS Paving Stones in Reflection
and Vision, Grand DISCOVER PAVERS
in Timeless

PASSAGEWAYS


Passageways® Step Units feature a natural textured face, clean lines, and a large modular shape. Passageways Step Units enhance installation and offer endless applications. Add steps to raised patios, front entrances, terraced walks, and steep slopes.



Colors

Colors shown may vary from actual hues.

SOLID



VISION



BECKON



REFLECTION

BLENDED



TIMELESS



MAJESTIC

GLOW PATH TECHNOLOGY™



VISION



REFLECTION

Glow Path Technology™ is owned by Glow Path Pavers

For more information see page 67


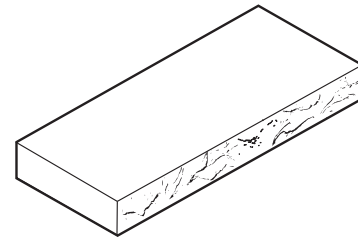
DISCOVER
more about this product




Passageways Step Units in Vision

Dimensions


20 x 48 IN
6 HEIGHT



Passageways Step Units manufactured with Glow Path Technology in Reflection



Passageways Step Units in Reflection, ELEMENTS Paving Stones (4x8) in Reflection, Tribute Smooth Wall Systems in Timeless



Passageways Step Units in Beckon, ELEMENTS Paving Stones in Beckon, Tribute Splitface Wall Systems in Canyon Brown

LANDSCAPE STEP UNITS

Landscape Step Units' smooth stepping surface provides solid and safe footing. Their size speeds up step installation time and reduces the amount of retaining wall block needed.

Colors

Colors shown may vary from actual hues.

SOLID



VISION



GRAY



OCTOBER OAK

BLENDED



SILVERTONE



GRAPHITE



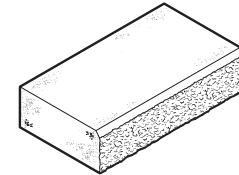
CANYON BROWN



Landscape Step Units in October Oak

Dimensions

14 x 24 IN
6 HEIGHT



DISCOVER
more about this product



Landscape Step Units in October Oak

The color photos shown in this catalog were prepared with careful attention to accuracy. However, colors shown may vary from actual hues and should only be used as a guide. Refer to actual product samples for final color selection. Because concrete units are manufactured with high quality, naturally-mined aggregates and materials, variations in color or shading should be expected in products that are manufactured at different times and in units having different shapes. This color or shading variation is acceptable in the industry.

DISCOVER
more about this product



OVERSIZE LANDSCAPE STEP UNITS

OverSize Landscape Step Units are manufactured with a natural textured surface. Their larger size covers more square footage than alternative step options, reducing installation and labor costs.

Colors

Colors shown may vary from actual hues.

SOLID



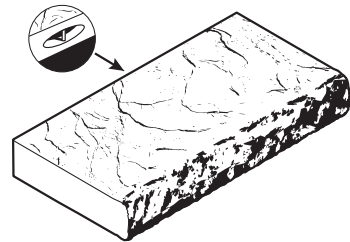
GRAY



CAMEL

Dimensions

25 x 48 IN
6 1/4" HEIGHT



25 x 6 1/4 x 48




Oversize Step Units in Gray



Winston Straight Retaining Wall System in Canyon Brown, Splitface Rectangle Cap in Canyon Brown, Oversize Step Units in Camel



Oversize Landscape Step Units in Camel
County Block Retaining Wall System in Timeless,
Splitface Rectangle Cap in Timeless



Oversize Step Units in Gray

The color photos shown in this catalog were prepared with careful attention to accuracy. However, colors shown may vary from actual hues and should only be used as a guide. Refer to actual product samples for final color selection. Because concrete units are manufactured with high quality, naturally-mined aggregates and materials, variations in color or shading should be expected in products that are manufactured at different times and in units having different shapes. This color or shading variation is acceptable in the industry.



FIRE PITS & Lighting

- 124 Tribute® Smooth Square Fire Pit Kits
- 124 Unity™ Square Fire Pit Kits
- 125 Summit Stone® Square Fire Pit Kits

- 127 Summit Stone® Circle Fire Pit Kits
- 127 Circle Fire Pit Caps
- 128 Outdoor Lighting

TRIBUTE SMOOTH



Tribute Smooth Fire Pit Kit in Reflection and Enlighten, Smooth Rectangle Cap in Reflection

Colors

Available in Tribute Smooth colors and textures – Allure, Vision, Reflection, Majestic, Timeless, Enlighten. See page 82 for options



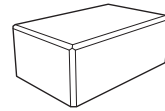
Tribute Smooth Square Fire Pit in Enlighten

Tribute® Smooth Square Fire Pit Kit makes refined fire features. Kits include a 56" x 56" x 11" square steel fire ring. Add to your backyard or next design and you will be ready to relax around your backyard fire with family and friends.

- Square Fire Pit Kit Includes:**
- 36" x 36" x 11" Steel Fire Ring
 - 24 Smooth Tribute Corners

Dimensions

Full Unit
10 1/8 x 15 5/8 IN
6 HEIGHT



DISCOVER
more about this product



UNITY

Unity™ Square Fire Pit Kit achieves sophistication with our Unity Square Fire Pit Kits. Kits include a 54" x 54" x 11" square steel fire ring. Add to your backyard or next design and you will be ready to relax around your backyard fire with family and friends.

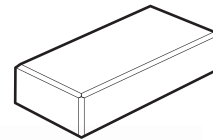
- Square Fire Pit Kit Includes:**
- 36" x 36" x 11" Steel Fire Ring
 - 30 Unity Block

Colors

Available in Unity colors and textures – Allure, Vision, Reflection, Majestic, Timeless, Enlighten. See page 88 for options

Dimensions

Rectangular
9 x 18 IN
4 HEIGHT
(All sides finish)



Unity Square Fire Pit in Timeless

DISCOVER
more about this product



SUMMIT STONE

Summit Stone® Square Fire Pit Kit includes a 51" x 51" x 11" square steel ring. Top off with a specially designed fire ring cap, and you will be ready to relax around your backyard fire with family and friends.

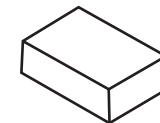
- 51" Square Fire Pit Includes:**
- 36" x 36" x 11" Metal Fire Ring (no paint)
 - 24 Summit Stone Medium Units
 - 18 Summit Stone Large Units

Colors

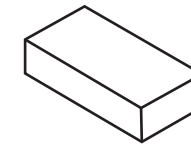
Available in ALL Summit Stone Landscape Units colors and textures – See page 90 for options

Sizes and Dimensions

Medium
7 1/4 x 10 7/8 IN
3 5/8 HEIGHT



Large
7 1/4 x 14 1/2 IN
3 5/8 HEIGHT



Summit Stone Smooth Square Fire Pit in Timeless



Summit Stone Tumbled Square Fire Pit in Timeless



Summit Stone Smooth Square Fire Pit Kit in Timeless and Beckon

DISCOVER
more about this product



The color photos shown in this catalog were prepared with careful attention to accuracy. However, colors shown may vary from actual hues and should only be used as a guide. Refer to actual product samples for final color selection. Because concrete units are manufactured with high quality, naturally-mined aggregates and materials, variations in color or shading should be expected in products that are manufactured at different times and in units having different shapes. This color or shading variation is acceptable in the industry.

SUMMIT STONE

Summit Stone® Circle Fire Pit Kits make great fire features. Kits include a 39" diameter steel ring. Top off with a specially designed fire ring cap, and you will be ready to relax around your backyard fire with family and friends.

53.5" Circle Fire Pit Kit Includes:

- 39" x 11" Metal Fire Ring (Rolled Steel – no paint)
- 51 Summit Stone (Tapered) Landscape Units
- Available in Smooth or Tumbled texture

Circle Kit Cap Includes:

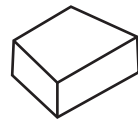
- 4 section Fire Kit Cap
- Available in either Vision or Reflection

Colors

Available in ALL Summit Stone Landscape Units colors and textures – See page 90 for options

Dimensions

Tapered
7 1/4 x 9 7/8 IN
3 5/8 HEIGHT



Summit Stone Circle Fire Pit Kit in Vision, Circle Fire Pit Cap in Reflection, DISCOVER PAVERS in Enlighten, ELEMENTS Paving Stones (4x8) in Beckon and Vision

DISCOVER
more about this product



CIRCLE FIRE PIT CAP

Circle Fire Pit Cap

Top off your fire pit with a specially designed Circle Fire Pit Cap, and you will be ready to relax around your backyard fire with family and friends.

Circle Fire Pit Cap Includes:

- 4 section Fire Pit Cap
- Available in either Vision or Reflection color


Colors

Colors shown may vary from actual hues.

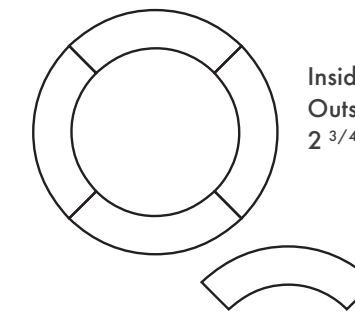
SOLID



VISION



REFLECTION



Inside - 39 IN
Outside - 57 IN
2 3/4 HEIGHT

DISCOVER
more about this product



Summit Stone Tumbled Circle Fire Pit Kit in Timeless, Circle Fire Pit Cap in Reflection



Summit Stone Smooth Circle Fire Pit Kit in Timeless, Circle Fire Pit Cap in Vision

The color photos shown in this catalog were prepared with careful attention to accuracy. However, colors shown may vary from actual hues and should only be used as a guide. Refer to actual product samples for final color selection. Because concrete units are manufactured with high quality, naturally-mined aggregates and materials, variations in color or shading should be expected in products that are manufactured at different times and in units having different shapes. This color or shading variation is acceptable in the industry.

OUTDOOR LIGHTING


Add a warm glow to your outdoor living area, pool, or walkway with built-in lighting features. Conceal lights in the ground and under ledges or add character with charming sconces and post lights. Whether you opt for inconspicuous or eye-catching, outdoor lighting is the perfect finishing touch for your landscape project.

Please contact one of our locations or your local representative to plan your lighting project.

DISCOVER
more about this product




Tribute Smooth Wall System in Reflection,
Grand DISCOVER PAVERS in Majestic,
ELEMENTS Paving Stones (8x16) in Reflection



Grand DISCOVER PAVERS
in Enlighten and Majestic,
ELEMENTS Paving Stones
in Reflection and Vision



DISCOVER PAVERS in Majestic, ELEMENTS Paving Stones in Vision, Grand CREST Bullnose Pavers in Vision



Grand DISCOVER PAVERS in Majestic,
ELEMENTS Paving Stones
in Vision and Reflection

The color photos shown in this catalog were prepared with careful attention to accuracy. However, colors shown may vary from actual hues and should only be used as a guide. Refer to actual product samples for final color selection. Because concrete units are manufactured with high quality, naturally-mined aggregates and materials, variations in color or shading should be expected in products that are manufactured at different times and in units having different shapes. This color or shading variation is acceptable in the industry.



Warranty Information for Concrete Hardscape Products

County Materials works continuously to provide value to our customers and enhance our manufacturing capabilities, all while surpassing our high standards of excellence. We manufacture our hardscape products to meet the industry's standards. That is why we back our hardscape products with an exclusive limited Warranty.

PAVER Warranty

LIMITED WARRANTY AND REMEDY-EXCLUSIVE LIMITED WARRANTY. Seller warrants that Products sold under this Agreement meet solely the description and specifications for the same set forth in the Order, if any, and conform subject to reasonable variance in accordance with normal industry practice, with the applicable ASTM Standard/ Specifications. FOR RESIDENTIAL BUYERS, COUNTY MATERIALS WARRANTIES ITS CONCRETE PAVERS THAT THE PRODUCTS MEET THE DESCRIPTION SET FORTH IN THE AGREEMENT FOR THE PERIOD OF BUYER'S HOME OWNERSHIP. FOR COMMERCIAL PROJECTS, COUNTY MATERIALS WARRANTIES ITS CONCRETE PAVERS MEET THE DESCRIPTION SET FORTH IN THE AGREEMENT FOR 5 YEARS AFTER SUBSTANTIAL COMPLETION OF THE PROJECT. This warranty is not assignable or transferable. This limited warranty applies only if the products are installed as directed by the CMHA <https://www.masonryandhardscapes.org> and County Materials' applicable installation guidelines. Improper storage, abrasion, overloading, or misuse, such as delamination, splitting, chipping, or staining, voids this limited warranty. The original proof of purchase is necessary. Color matching cannot be guaranteed. THE FOREGOING WARRANTY IS IN LIEU OF AND EXCLUDES ALL OTHER WRITTEN OR ORAL WARRANTIES OR CONTRACTUAL AGREEMENTS, whether express or implied by law, including the Uniform Commercial Code as enacted in the State of Wisconsin or elsewhere, or otherwise, INCLUDING THE IMPLIED WARRANTIES OF FITNESS FOR A PARTICULAR PURPOSE AND MERCHANTABILITY. Buyer makes no representations or warranties regarding or relating to Buyer's or third parties' selection of this Product, or any storage, handling, maintenance, and/or application/installation of the Product.

PRODUCT Warranty - Terms and Conditions

LIMITED WARRANTY AND REMEDY-EXCLUSIVE LIMITED WARRANTY. Seller warrants that Products sold under this Agreement meet solely the description and specifications for the same set forth in the Order, if any, and conform, or exceed, subject to reasonable variance in accordance with normal industry practice, with the applicable ASTM Standard/ Specifications for a period of thirty (30) days from delivery thereof. Acceptance by Buyer of the Products shall constitute confirmation that the Products meet the description set forth in this Agreement. THE FOREGOING WARRANTY IS IN LIEU OF AND EXCLUDES ALL OTHER WRITTEN OR ORAL WARRANTIES OR CONTRACTUAL AGREEMENTS, whether express or implied by law, including the Uniform Commercial Code as enacted in the State of Wisconsin or elsewhere, or otherwise, INCLUDING THE IMPLIED WARRANTIES OF FITNESS FOR A PARTICULAR PURPOSE AND MERCHANTABILITY. Buyer makes no representations or warranties regarding or relating to Buyer's or third parties' selection of this Product, or any storage, handling, maintenance, and/or application/installation of the Product.

LIMITED WARRANTY AND REMEDY- BUYER'S EXCLUSIVE REMEDY FOR BREACH OF THE WARRANTY SET FORTH ABOVE OR OTHERWISE. Buyer's exclusive remedy shall be to require Seller, at Seller's option, to refund the Purchase Price for the Products sold hereunder or to repair or replace any nonconforming Products. Costs of return or redelivery of defective Products, labor, removal and reinstallation charges are not included in the remedy and shall be borne by Buyer. NO OTHER REMEDY for breach of this warranty, express or implied including claims for any breach of the implied warranty of fitness for a particular purpose or the implied warranty of merchantability SHALL BE AVAILABLE TO BUYER. ANY CLAIM FOR INCIDENTAL AND/OR CONSEQUENTIAL DAMAGES for lost profits, income, interest, lost sales, injury to property, attorney fees, consultant's fees or any other incidental or consequential loss IS THEREFORE BARRED PURSUANT TO THE TERMS OF THIS EXCLUSIVE REMEDY; the above limitations do not include damages related to personal injury. Seller will not be liable for defects in this Product caused by improper installation, application, modification or alteration of this Product.

LIMITATION OF LIABILITY. SELLER'S LIABILITY ON ANY CLAIM for loss or damage arising out of the supplying of any Products to Buyer, or their sale, operation or use, whether based on contract, warranty, tort (including negligence) or other grounds, SHALL NOT EXCEED THE PRICE OF THE PRODUCTS ACTUALLY RECEIVED BY BUYER from Seller with regard to which such claim for loss or damage is made. IN NO EVENT SHALL SELLER BE LIABLE, whether as a result of breach of contract, warranty, tort (including negligence) or other grounds, FOR SPECIAL, CONSEQUENTIAL, INCIDENTAL, LIQUIDATED OR PENAL DAMAGES including, but not limited to, loss of profits or revenue, loss of use of the Products or any associated Product, cost of capital, cost of substitute Products, facilities, services, downtime costs, or claims of customers of the Buyer for such damages; the above limitations do not include damages related to personal injury.

County Materials Corporation TECHNICAL DATA Pavers, Slabs, Segmented Retaining Walls (SRW'S) and Free-Standing Retaining Walls (FSW's)

COLOR SELECTION

Colors shown may vary from actual hues and should only be used as a guide. Refer to actual Product samples for final color selection. Because concrete products are manufactured with high quality, naturally mined aggregates and materials, variations in color or shading should be expected in Products that are manufactured at different times and in units having different shapes. This color or shading variation is acceptable in the industry. County Materials Corporation recommends immediately verifying the Product and color upon receipt, and prior to opening pallets. For any discrepancies, contact your local County Materials Corporation representative before installation. Use of Product constitutes acceptance.

PROPER COLOR DISTRIBUTION AND INSTALLATION

Color of concrete products may vary significantly between production lots. Install concrete units from several pallets to ensure distribution of color. The contractor must install concrete units in accordance with the masonry industry's best practices, according to CHMA standard specifications, and the manufacturer's instructions. County Materials Corporation is not liable or responsible for loss or damage resulting from improper storage, handling, maintenance, or installation. Follow all applicable warnings, advisories, and instructions.

EFFLORESCENCE

Efflorescence is a naturally occurring process in all concrete products which may appear in the form of a white powdery film on the unit's surface. Efflorescence may be more perceivable in darker colors. It does not, in any way, compromise the functionality or the structural integrity of the Product or your installation. Although efflorescence cannot be prevented, it will wash off over time or it can be cleaned with an industry cleaner. County Materials Corporation accepts no responsibility or liability for the occurrence of efflorescence.

JOINT MATERIAL

There are many different jointing materials specific to application requirements and desired results. Options range from natural sand as specified in ASTM C 144 to polymeric sand options. If a polymeric sand is selected, County Materials recommends choosing a product which is void of Portland, Fly Ash and Crushed Limestone (which are ingredients that cause hazing). Joint material should be completely removed from the surface of the pavers.

Use of joint material must comply with all instructions provided by the joint material manufacturer, and the joint material method must be performed on a separate mock-

up sample not less than 7 feet by 7 feet prior to Buyer approval of the use of the joint materials selected with the concrete product selected. County Materials accepts no responsibility or liability for Buyer's use of joint material with our concrete pavers and slabs

CLEANING AGENTS

Always keep units clean during construction. Harsh cleaning methods after units have been installed might mar the surface of units. Concrete cleaning agents are not required but are an option for all County Materials Corporation concrete masonry units. There are many different cleaning agents specific to application requirements and desired results. Cleaning agent manufacturers recommended are PROSOCO, and EaCo Chem Inc. Use of the cleaning agent must comply with all instructions provided by the cleaning agent manufacturer, and the cleaning agent method must be performed on a separate mock-up sample wall panel not less than 4 feet by 4 feet prior to Buyer approval. County Materials Corporation accepts no responsibility or liability for the use of cleaning agents on our concrete masonry products.

WASHING GUIDELINES

Seasonal maintenance is recommended for all County Materials pavers and slabs. General washing guidelines are provided for the following: organic stains, including fruit, soil and leaf residue, algae and moss stains, and efflorescence. Wash with a hose and stiff broom. Water pressure should be comparable to the average pressure from a home watering hose.

CONSTRUCTION RESIDUE

A possible by-product of cutting concrete units during installation with a saw is residue-filled water or concrete dust. Residue-filled water or re-hydrated dust can cling to the surface of units and leave a concrete stain. It is recommended to wash and remove the water or concrete dust from the surface of concrete masonry units before it dries. Construction residue can also happen through soil disturbance or environmental elements. These contaminants should be removed immediately; they do not compromise the functionality or the structural integrity of the Product or your installation. County Materials Corporation accepts no responsibility or liability for the occurrence of construction residue or concrete stains.

SLIP RESISTANCE AND ICE REMOVAL

Sand is the only material recommended to improve slip resistance on concrete product surfaces. Avoid the use of deicers and fertilizers which contain the following chemicals or compounds: Sodium chloride (NaCl "Rock Salt"), Calcium chloride (CaCl2), Magnesium chloride (MgCl2), Ammonium nitrate (NH4NO3), Ammonium sulfate (NH4SO4) or Urea. Use of these chemicals may be harmful to concrete products, especially when used in excess. County Materials accepts no responsibility or liability for the use of deicers on our pavers and slabs.

*Warranty Information for Concrete Hardscape Products
TECHNICAL DATA continued...*

COMPACTOR AND SNOW REMOVAL EQUIPMENT

Textured paver and patio stone surfaces require a buffer between the plate compactor and the paver surface to prevent scuffing. Refer to County Materials’ Interlocking Concrete Paver or Slab Installation Guidelines. Also, snow removal equipment should have the proper spacing, bumper, and rubber blade guards to protect the surface of the pavers. County Materials accepts no responsibility or liability for damage caused by the use of compaction or snow removal equipment that may leave scuffs, burns or other markings on pavers and slabs.

REFERENCE ONLY – LANDSCAPE PRODUCTS SPECIFICATION GUIDE

This Guide, provided at no cost by County Materials Corporation, is intended to serve only as an informational resource for buyer(s) of Interlocking Concrete Pavers & Slabs manufactured by County Materials Corporation. Every effort has been made to ensure the accuracy of the information presented in this Installation Guide. However, this Guide is provided for reference only and is not a substitute for and does not replace the need for registered professional engineering design and experienced contractor installation. Actual site conditions may vary significantly from those presented in the estimating tables herein. County Materials Corporation strongly urges buyer(s) to exercise diligence and care in the selection, design, installation and use of any construction materials. Review Tech Data Sheets, Care and Maintenance, CMHA industry association best practice instructions before starting and/or Buyer approval of landscape projects. The final determination of the suitability of any information contained in this Installation Guide is the sole responsibility of material buyer(s). County Materials Corporation is not liable or responsible for loss or damage resulting from improper storage, handling, maintenance, or installation. Follow all applicable warnings, advisories, and instructions.

****Aspect Ratio Disclaimer****: County Materials Corporation unit “slab(s)” do not meet aspect ratio for vehicular application, as defined by CMHA standards. It is the responsibility and discretion of Buyer, Owner, Contractor, Architect, or Engineer to determine whether these unit “slab(s)” are suitable for the specific project. County Materials Corporation recommends consulting with a qualified professional to assess suitability for the project. County Materials Corporation accepts no responsibility or liability for the use of unit “slab(s)” in a vehicular application.

DISCLAIMER OF LIABILITY

COUNTY MATERIALS CORPORATION DISCLAIMS ANY AND ALL LIABILITY FOR DAMAGES OR LOSSES OF ANY KIND OR NATURE TO PERSON(S) OR PROPERTY, INCLUDING, BUT NOT LIMITED TO, DIRECT, INDIRECT, INCIDENTAL, CONSEQUENTIAL OR PUNITIVE DAMAGES, ATTORNEYS’ FEES OR COSTS, ARISING OUT OF OR RELATED TO THE USE OF THIS INSTALLATION GUIDE, INCLUDING, BUT NOT LIMITED TO ANY WORK THAT MAY BE PERFORMED BY ANY CONTRACTORS OR INSTALLERS.

WAIVER OF CLAIMS AND AGREEMENT TO HOLD HARMLESS BY USING THIS INSTALLATION GUIDE, YOU AGREE TO WAIVE ANY AND ALL CLAIMS AGAINST COUNTY MATERIALS CORPORATION, ITS OFFICERS, DIRECTORS, EMPLOYEES, VOLUNTEERS, REPRESENTATIVES, AND AFFILIATES, AND HOLD THEM HARMLESS FOR ANY DAMAGES OR LOSSES OF ANY KIND TO PERSON(S) OR PROPERTY, INCLUDING, BUT NOT LIMITED TO, DIRECT, INDIRECT, INCIDENTAL, CONSEQUENTIAL OR PUNITIVE DAMAGES ARISING OUT OF OR RELATED TO THE USE OF THIS INSTALLATION GUIDE, INCLUDING BUT NOT LIMITED TO THE SELECTION, DESIGN, INSTALLATION OR USE OF ANY MATERIALS, PRODUCTS, STRUCTURES, COMPONENTS OR ASSEMBLIES.

Buyer is responsible for proper use, handling, maintenance and installation of product as determined by the manufacturer and industry standards. Product has a fitness for a particular purpose. Use and/or application of product not intended by the manufacturer and not in compliance with industry standards is not recommended. Use and/or installation and application are the sole responsibility of the buyer.

INDEX

County Block® Retaining Wall System.....	98	Oversize Landscape Step Units	120
Demi PRESTIGETM Coping Pavers	110	Passageways® Step Units	116
DESTINATION PAVERS®.....	68	PRESTIGETM Coping Pavers	108
DISCOVER PAVERS®	46	REJUVENATE™ Permeable Pavers	77
ELEMENTSTM Paving Stones	64	Rib Rock™ Retaining Wall System	100
ESSENCE® Wood Grain Plank Pavers.....	72	SKYLANDSTM Concrete Deck Pavers	74
Glow Path Technology™	66	Summit Stone® Landscape Units.....	90
Grand CREST™ Bullnose Pavers.....	112	Summit Stone® Circle Fire Pit Kits	126
Grand DISCOVER PAVERS®	48	Summit Stone® Square Fire Pit Kits.....	125
Grand FUSION PAVERSTM.....	56	Tribute® Smooth Wall Systems.....	82
Grand TRANQUILITY PAVERS®	60	Tribute® Smooth Square Fire Pit Kits	125
Grand VANTAGE PAVERS®	44	Tribute® Splitface Wall Systems	86
Grand XL DISCOVER PAVERS®.....	52	Unity™ Landscape Units	88
H2O PRO® Permeable Pavers	76	Unity™ Square Fire Pit Kits	124
INFLUENCE PAVERS®	70	VANTAGE PAVERS®	40
Integrity™ Retaining Wall System.....	96	VANTAGE PAVERS® 4x8	42
Landscape Step Units	118	Winston® Straight Retaining Wall System	92
MagnumStone® Retaining Wall System.....	102	Winston® Tri-Split Retaining Wall System	94
Outdoor Lighting	128		



ENHANCED LIVING
FOR YOUR LIFESTYLE